




T.C. MİLLÎ EĞİTİM BAKANLIĞI

7. SINIF İNGİLİZCE

Her hakkı saklıdır ve Millî Eğitim Bakanlığı'na aittir.
Bu öğretim materyalinin metni, soruları ve şekilleri kısmen de olsa hiçbir suretle alınıp yayımlanamaz.

CELEBRATIONS

THEME 6: CELEBRATIONS

Ders	İNGİLİZCE	 40 dk.
Sınıf	7	
Ünite	THEME 6: CELEBRATIONS	
Konu	CELEBRATIONS	
Kazanımlar	Listening E7.6.L1. Students will be able to recognize utterances related to suggestions, needs and quantity of things. Spoken Interaction E7.6.SI1. Students will be able to talk about arrangements and sequences of actions. Reading E7.6.R1. Students will be able to understand texts about celebrations. Writing E7.6.W1. Students will be able to write invitation cards.	
Materyaller	7. SINIF İNGİLİZCE DERS KİTABI	

YÖNERGELER

THEME 6: CELEBRATIONS

Listening and Speaking/ Dinleme ve Konuşma Yönergeleri

- 1- Sayfa 74'te bulunan okuma parçasının öğrencilerden okuması ve ardından bir davetiye hazırlamaları istenir.

Reading and Writing/ Okuma ve Yazma Yönergeleri

- 1- Sayfa 74'te bulunan okuma parçasının öğrencilerden okuması ve ardından bir davetiye hazırlamaları istenir.

THEME 6: CELEBRATIONS

Listening and Speaking

- a- Listen to the dialogues in interactive book page 76, part 6.3. Take notes while listening. Imagine that you are giving a party. What is your preparation plan? Share your ideas with your classmates.
E.g. I should make a guestlist.

Reading and Writing

A- (parça okul kitabından alıntıdır. sayfa : 74)

1.Read the text given below and answer the questions. <https://tegm.meb.gov.tr/www/ingilizce-3-4-5-6-7-ve-8-sinif-ders-kitaplari-etkilesimli-hale-getirildi/icerik/569?iframe=true&width=90%&height=90%>

TEMEL EĞİTİM
GENEL MÜDÜRLÜĞÜ

i-TEAM

İngilizce 7
UNIT 6: Celebrations

Paul: My brother is graduating from university next Sunday.
Amanda: Congratulations!
Paul: I want to organize a surprise graduation party for him, but it is a hard work.
Amanda: Don't worry, I can help you. I'm really good at organizing parties.
Paul: Great! *First*, we should decorate the place. What do we need for decoration?
Amanda: We need a lot of balloons, confetti and some party hats. I can buy them.
Paul: Ok. *Then*, we should prepare a guest list.
Amanda: How many guests are coming to the party?
Paul: I don't know but we should invite all his close friends.
Amanda: *Next*, we should prepare food and beverages.
Paul: Oh, we need to buy some juice and lots of crisps.
Amanda: My mum can make some cookies and a big cake.
Paul: Sounds good. *Finally*, we need music for the party. Do you have any music CDs?
Amanda: Oh, yeah! I have a few amazing CDs. I can bring them.
Paul: Thanks a lot, Amanda. Let's meet tomorrow and start preparations.
Amanda: OK. See you!

Activate Windows
Go to PC settings to activate Windows

1. Who is graduating from the university?

.....

2. What will they do first for the party?

.....

3. What do they need for the party?

.....

4. Who can make the cake?

.....

Make a "to do list" for your own party.

TO DO LIST

1. e.g. make a guest list


2. _____

3. _____

C. You are giving a birthday party at this weekend. Make an invitation card.

DREAMS

THEME 7 - DREAMS

Ders	İNGİLİZCE	 2x40 dk.
Sınıf	7	
Ünite	THEME 7 - DREAMS	
Konu	DREAMS	
Kazanımlar	Listening E7.7.L1. Students will be able to understand utterances about predictions and future events in simple oral texts. Spoken Interaction E7.7.SI1. Students will be able to talk about simple predictions. Reading E7.7.R1. Students will be able to understand short and simple texts about predictions. Writing E7.7.W1. Students will be able to write pieces about predictions and future events.	
Materyaller	7.SINIF İNGİLİZCE DERS KİTABI	

YÖNERGELER

THEME 7 - DREAMS

Listening and Speaking/ Dinleme ve Konuşma Yönergeleri

1. Etkileşimli kitapta sayfa 88'de bulunan 7.2 numaralı dinleme parçası dinletilir. Öğrencilerden parçayı dinlerken aşağıdaki sorularla ilgili not almaları istenir.
Örnek; Hayalindeki iş nedir? Neden bu işi düşünüyorsun?...
2. Ardından düşüncelerini arkadaşlarıyla paylaşmaları istenir.

Reading and Writing/ Okuma ve Yazma Yönergeleri

1. Öğrencilerden ilgili paragrafları okumaları istenir. Ardından hayalleri ile okuma parçasına benzer bir paragraf yazmaları istenir.

THEME 7 - DREAMS

Listening and Speaking

1. Listen to the dialogue in the interaction book page 88, part7.2. Take notes about it then think about yourself. What is your dream job? Why do you want to be that job? Tell your ideas to your classmates.
e.g. Being a popular singer is my dream job because I

Reading and Writing

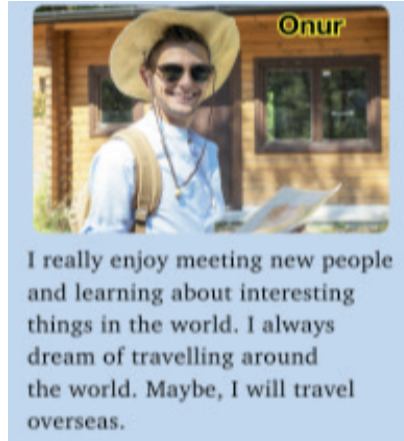
1. Read the paragraphs and write True or False into the brackets. Then write a similar paragraph about future dreams.

(parça okul kitabından alıntıdır. sayfa : 86)



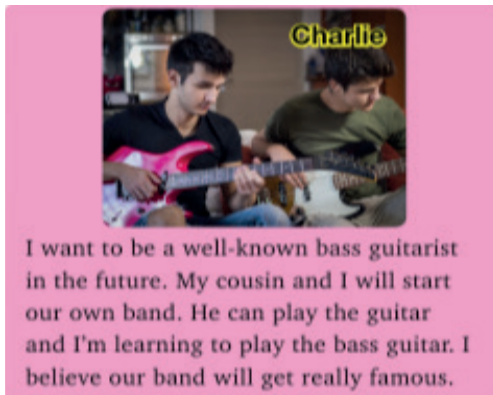
Sam

I want to be a basketball player and I believe I will be a really good one. I train three times a week after school. I hope I will play in the NBA and win many medals.



Onur

I really enjoy meeting new people and learning about interesting things in the world. I always dream of travelling around the world. Maybe, I will travel overseas.



Charlie

I want to be a well-known bass guitarist in the future. My cousin and I will start our own band. He can play the guitar and I'm learning to play the bass guitar. I believe our band will get really famous.



Laura

I have got three pets – a kitten and two canaries. They are my best friends and I really enjoy looking after them. I hope I will be an animal protector in the future and provide a better life for many animals.

1. Laura wants to be an animal protector to provide a better life for animals. T () F ()
2. Charlie wants to be an electro gitarist in the future. T () F ()
3. Onur's dream is travelling around the world. T () F ()
4. Sam's dream is being a good football player one day. T () F ()
5. If you like meeting with new people and learning about interesting things, you can be a dentist in the future. T () F ()


C. GRAMMAR POINT

Fill in the blanks below to complete the sentences.

1. I (eat) _____ lunch at one o'clock yesterday.
2. A: _____ Maysa (drive) _____ to work?
B: Yes, she _____.
3. My neighbor (buy) _____ a new car last week.
4. They (go) _____ to France on their last summer holiday.
5. A: _____ they (swim) _____ at the beach?
B: No, they _____.

PUBLIC BUILDINGS

THEME 8 - PUBLIC BUILDINGS

Ders	İNGİLİZCE	 2x40 dk.
Sınıf	7	
Ünite	THEME 8 - PUBLIC BUILDINGS	
Konu	PUBLIC BUILDINGS	
Kazanımlar	Listening E7.8.L1. Students will be able to recognize the names of the public buildings. E7.8.L2. Students will be able to understand explanations with reasons. Spoken Interaction E7.8.SI1. Students will be able to give explanations with reasons. Reading E7.8.R1. Students will be able to understand simple expressions and recognize familiar words about explanations with reasons. Writing E7.8.W1. Students will be able to write pieces about explanations with reasons.	
Materyaller	7.SINIF İNGİLİZCE DERS KİTABI	

YÖNERGELER

THEME 8 - PUBLIC BUILDINGS

LISTENING AND SPEAKING/ Dinleme ve Konuşma Yönergeleri

1. Etkileşimli kitapta sayfa 99'da bulunan 8.1 numaralı dinleme parçası dinletilir. Öğrencilerden ilgili notlar alınması istenir.
2. Öğrencilerden günlük hayatta kullandıkları devlet binaları hakkında düşünmeleri, en çok hangi kurum binasını ve neden kullandıkları hakkında konuşmaları istenir.

READING AND WRITING/ Okuma ve Yazma Yönergeleri

1. Öğrencilerden parçayı okumaları ve parça ile ilgili soruların cevaplarını yazmaları istenir.

THEME 8 - PUBLIC BUILDINGS

LISTENING AND SPEAKING

- 1.Listen to the dialogues in the interactive book page 99, part8.1. Tell the public buildings you hear.
2. Think which public buildings you use most in your daily life. Why do you use them?

READING AND WRITING

1. Read the text and answer the questions

(parça okul kitabından alıntıdır. sayfa : 98)

A Great Place to Live

I live in a nice neighbourhood near the centre of town. I think it is a great place to live because the main street is very close to my neighbourhood. There are lots of good shops and stores on this street. You can find everything you want; fashionable clothes, jewellery, electronics, furniture, etc. There is also a big department store just opposite the city hall. But my favourite is the bakery on the edge of the street. Every morning, I go there to buy some delicious carrot or chocolate cake and different kinds of bread.

Across the street, there is a greengrocer. We can go there to get fresh fruit and vegetables. There is a music store opposite the greengrocer and a chemist's to get medicine. At the corner, there is a great coffee shop. I usually meet my friends there for a quick lunch or to drink something at weekends.

On the other side of the street, there is a beautiful park. It's a perfect place to walk or have a picnic. We sometimes go there as a family to enjoy weekends. I love my neighbourhood, so I'm really happy to live in this place.

a. What are there on the street?

b. What is his favourite shop on the street?

c. Is there a greengrocer on the street?

d. Why do he and his family go to the park?

2. Write your 5 favourite public buildings in your neighbourhood and tell why you use them.

e.g. I go to the bakery to buy fresh and hot bread in the mornings.

a. _____

b. _____

c. _____

d. _____

e. _____

C- MATCHING TIME

- Match the sentences with the halves.

1. I will go to the butcher's

2. I should go to the pharmacy

3. You can go to the music store

4. I should go to the green grocer

5. We can go to a cafe

6. They will go to the police station

7. I will call the fire station

a. to drink coffee with our friends.

b. to buy some steak for dinner.

c. to report a fire.

d. to buy some painkiller.


e. to buy some of your favourite music CDs.

f. to report a robbery.

g. to buy some fresh strawberries.

ENVIRONMENT

THEME 9 - ENVIRONMENT

Ders	İNGİLİZCE	 2x40 dk.
Sınıf	7	
Ünite	THEME 9 - ENVIRONMENT	
Konu	ENVIRONMENT	
Kazanımlar	Listening E7.9.L1.Students will be able to understand phrases and the highest frequency vocabulary about environment. Spoken Interaction E7.9.SI1. Students will be able to talk about obligations. Reading E7.9.R1.Students will be able to identify specific information in various texts about environment. Writing E7.9.W1.Students will be able to write short, simple messages about environment.	
Materyaller	7.SINIF İNGİLİZCE DERS KİTABI	

YÖNERGELER

THEME 9 - ENVIRONMENT

LISTENING AND SPEAKING/ Dinleme ve Konuşma Yönergeleri

1. Etkileşimli kitapta sayfa 109'da bulunan 9.2 numaralı dinleme parçası dinletilir. Öğrencilerden ilgili notlar alınması istenir.
2. Çevre ile ilgili kelimeleri not almaları istenir. Bu kelimeleri kullanarak cümle türetmeleri ve bu cümleleri sınıf arkadaşlarıyla paylaşmaları istenir.

READING AND WRITING/ Okuma ve Yazma Yönergeleri

1. Öğrencilerden parçayı okumaları ve parça ile ilgili soruların cevaplarını yazmaları istenir.

THEME 9 - ENVIRONMENT

LISTENING AND SPEAKING

Listen to Part 9.2 in the interactive book page 109. Then make sentences and share them with your classmates.

e.g. Global Warming is one of the most important problem in the World.

READING AND WRITING

Read the texts below. Then answer the questions.

DEFORESTATION

Deforestation is cutting down the trees severely and illegally. People cut them for many reasons like agriculture, furniture and paper products. Deforestation has negative effects on earth. Oxygen in the air decreases, greenhouse gases enter the atmosphere and the temperature increases. This change threatens a lot of plants and animal species. We should use recycled items such as notebook papers, books, shopping bags to prevent deforestation. We must immediately stop destroying forests.

WASTING ENERGY

People use energy for many reasons- for cooking, lightening, heating and entertainment. But we mostly use it carelessly. Overusing the energy sources causes climate change. It also causes higher energy costs. You have to pay much more money. We should use renewable sources like water, wind and solar energy to reduce these harmful effects. We shouldn't use fossil fuels as energy sources. We should choose energy saving bulbs and devices. We mustn't set thermostat too high. We mustn't wash our clothes in too hot water. We have to take necessary precautions to save energy sources.

1. Why do people cut the trees?

2. What should we do to prevent deforestation?

3. Does overusing the energy sources cause cold weather or climate change?

4. What should we do to save energy?

2. Write your own sentences with must-mustn't about protecting environment.


GRAMMAR POINT

Fill in the blank with "must" or "mustn't".

- We _____ always drive our private cars.
- We _____ keep the tap running while washing our faces.
- Factories _____ use filters to reduce air pollution.
- People _____ overhunt animals.
- We _____ recycle plastic, glass and paper.
- People _____ use less water and electricity.
- We _____ throw rubbish on the ground.
- We _____ leave the tap on.
- People _____ use eco-friendly products.
- We _____ plant more trees.

PLANETS

THEME 10: PLANETS

Ders	İNGİLİZCE	 2X40 dk.
Sınıf	7	
Ünite	THEME 10: PLANETS	
Konu	PLANETS	
Kazanımlar	Listening E7.10.L1. Students will be able to identify the discussion topic about popular science in simple oral texts. Spoken Interaction E7.10.SI1. Students will be able to make simple comparisons. E7.10.SI2. Students will be able to talk about past events. Reading E7.10.R1. Students will be able to identify specific information in various texts about facts and general truths. Writing E7.10.W1. Students will be able to write short and basic descriptions of facts and general truths.	
Materyaller	7.SINIF İNGİLİZCE DERS KİTABI	

YÖNERGELER

THEME 10: PLANETS

LISTENING AND SPEAKING/ Dinleme ve Konuşma Yönergeleri

1. Etkileşimli kitapta sayfa 124'te bulunan 10.3 numaralı dinleme parçası dinletilir. Öğrencilerden ilgili notlar alınması ve bu notları sınıf arkadaşlarıyla paylaşmaları istenir.

READING AND WRITING/ Okuma ve Yazma Yönergeleri

1. Öğrencilerden parçayı okumaları ve parça ile ilgili soruların cevaplarını yazmaları istenir.

THEME 10: PLANETS

LISTENING AND SPEAKING

1. Listen to the dialogue in the interaction book page 124, part 10.3. Take notes about it. What are the ideas of speaker about space journey?
2. Do you want to go to space? What do you know about space? Share your ideas with your classmates.

READING AND WRITING


Read the text and write True (T) or False (F).

From Earth to the Comet

You can see many objects at nights, but you can't see comets. They are the most amazing things in the sky. People thought that a comet meant bad news. But now, we know that they are just snowballs of frozen gases, rocks and dust.

A comet has five parts. *Nucleus* is the head (ice, rocks, dust and frozen gases). *Coma* covers the nucleus. The third part is *Hydrogen Cloud*. A comet has two different tails – *Dust Tail* and *Gas Tail*.

The *European Space Agency (ESA)* worked on *Rosetta* project. The mission was to orbit and land on a comet (*67P*). *Rosetta* launched on March 2004. 10 years later, it reached the comet and orbit it. It was the first spacecraft to orbit a comet. After that, *Rosetta* sent *Philae* (a small robot) on the surface of the comet. It was the first time to land on a comet.



- | | | |
|--|-------|-------|
| a. People thought that "comet" meant good news. | T () | F () |
| b. We know that comet has two different tails. | T () | F () |
| c. Rosetta sent a small robot on the surface of the comet. | T () | F () |
| d. Head is one of the 5 parts of a Comet. | T () | F () |

GRAMMAR POINT

- 1) Neptun is _____ than Earth but Jupiter is _____.
a) big b) bigger c) biggest
- 2) Mercury is the _____ planet in the Solar System.
a) small b) smaller c) smallest
- 3) Mercury is the _____ planet in the Solar System.
a) hot b) hotter c) hottest
- 4) Mars is _____ to Earth than Uranus.
a) close b) closer c) closest
- 5) The moon is _____ but the sun is _____.
a) bright b) brighter c) brightest
- 6) Venus is _____ from Earth but Neptune is _____.
a) far b) farther c) farthest