




T.C. MİLLÎ EĞİTİM BAKANLIĞI

8. SINIF İNGİLİZCE

Her hakkı saklıdır ve Millî Eğitim Bakanlığı'na aittir.
Bu öğretim materyalinin metni, soruları ve şekilleri kısmen de olsa hiçbir suretle alınıp yayımlanamaz.

ADVENTURES

THEME 6 : ADVENTURES

Ders	İNGİLİZCE	 2x40 dk.
Sınıf	8	
Ünite	THEME 6 : ADVENTURES	
Konu	ADVENTURES	
Kazanımlar	Listening E8.6.L1. Students will be able to follow a discussion on adventures. Spoken Production E8.6.SP1. Students will be able to make comparisons about sports and games by using simple descriptive language. Reading E8.6.R1. Students will be able to understand short and simple texts to find the main points about adventures. Writing E8.6.W1. Students will be able to write a short and simple paragraph comparing two objects.	
Materyaller	8. SINIF DERS KİTABI	

YÖNERGELER

THEME 6 : ADVENTURES

Listening and Speaking/ Dinleme ve Konuşma Yönergeleri

1. Etkileşimli kitapta 75. sayfada bulunan parça dinletilir. Öğrencilerden dinleme esnasında alıştırma bulunan sorularla ilgili not almaları istenir. Ardından düşüncelerini arkadaşlarıyla paylaşmaları istenir.

Reading and Writing / Okuma ve Yazma Yönergeleri

1. Okuma parçasının öğrencilerden okuması ve ardından adrenalini yüksek sporların ekipmanları hakkında bir paragraf yazmaları istenir

THEME 6 : ADVENTURES

LISTENING AND SPEAKING

A. Listen to the recording on page 75, lesson 4, activity 2 then answer the following questions:

1. What are they talking about?
2. What equipments do you need for the sports in the recording?

B. Share your ideas about your favourite sports in the class.

READING AND WRITING

A. Read the text and write True (T) or False (F) into the brackets.

Feel the Freedom "Skydiving"

Skydiving is a very popular extreme sport. It is not only for young people but also the old ones. You can do it individually or as a group. If you are inexperienced, you have to jump with an **instructor**. It requires a lot of **courage**. You feel the **adrenaline**. Skydivers wear comfortable clothes and shoes before jumping. After they check their equipment carefully, they jump. They always carry a **backup** parachute with them. They jump out of a plane or a helicopter. In free fall they perform acrobatic movements and then they open their parachutes to slow down. Skydivers have to check wind **speed** and other weather conditions. It seems dangerous; however, there are only a few accidents yearly. If you want to experience this fascinating activity, you can try it both in Turkey and abroad.



- | | | |
|---|----------|-----------|
| 1. Skydiving is very popular just among young people. | True () | False () |
| 2. If you are an adrenaline seeker, you must try it. | True () | False () |
| 3. You must check the equipments carefully before you try it. | True () | False () |
| 4. You don't have to check wind speed or weather conditions. | True () | False () |
| 5. Turkey and some other countries are available for skydiving. | True () | False () |

B. Write a short paragraph about your favourite adventurous sport and its equipments.


GRAMMAR POINT

Fill in the blanks using "prefer" or "would rather".

- I _____ go camping than go swimming.
- My brother _____ doing bungee jumping to going rafting.
- They _____ going trekking to riding a horse.
- We _____ fly in a hot-air balloon than ride an elephant.
- I _____ go on safari than ride a bicycle.

TOURISM

THEME 7: TOURISM

Ders	İNGİLİZCE	 2x40 dk.
Sınıf	8	
Ünite	THEME 7: TOURISM	
Konu	TOURISM	
Kazanımlar	Listening E8.7.L1. Students will be able to understand and extract the specific information from short and simple oral texts. E8.7.SI2. Students will be able to talk about their favorite tourist attractions by giving details. Spoken Production E8.7.SP3. Students will be able to express their experiences about places. Reading E8.7.R1. Students will be able to find specific information from various texts about tourism. Writing E8.7.W1. Students will be able to design a brochure, advertisement or a postcard about their favorite tourist attraction(s).	
Materyaller	8. SINIF DERS KİTABI	

YÖNERGELER

THEME 7: TOURISM

Listening and Speaking / Dinleme ve Konuşma Yönergeleri

1. Etkileşimli kitapta 84. sayfada bulunan parça dinletilir. Öğrencilerden dinleme esnasında alıştırma bulunan sorularla ilgili not almaları istenir. Ardından düşüncelerini arkadaşlarıyla paylaşmaları istenir.

Reading and Writing / Okuma ve Yazma Yönergeleri

1. Okuma parçasının öğrencilerden okuması ve ardından ülkemizde bulunan tarihi bir yer hakkında bir paragraf yazmaları istenir.

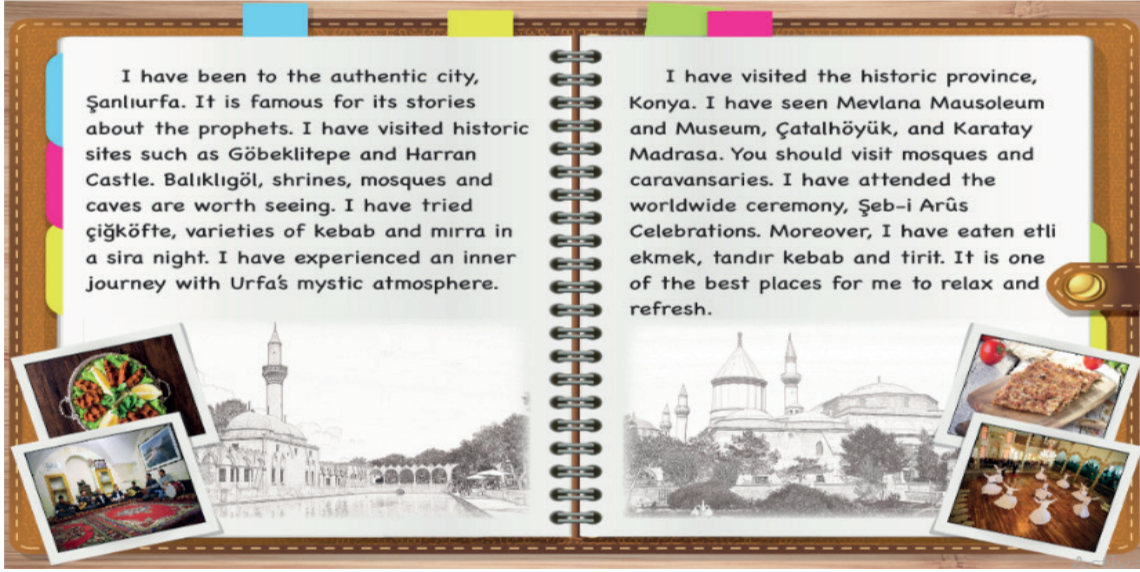
THEME 7: TOURISM

LISTENING AND SPEAKING

- A. Listen to the recording on page 84, lesson 1, activity 1. Take notes about 3 destinations and share you notes with your classmates.
- B. Choose two touristic destinations in your country and give information about them in the class.

READING AND WRITING

A. Read the text about Şanlıurfa and Konya. Then write True () or False () in each brackets.



- | | | |
|---|----------|-----------|
| 1. Göbeklitepe and Harran Castle are famous tourist attractions in Şanlıurfa. | True () | False () |
| 2. You can try etli ekmek and tandır kebab in Şanlıurfa. | True () | False () |
| 3. Konya is famous for its stories about the prophets. | True () | False () |
| 4. Şeb-i Arūs Celebrations are the world wide ceremony. | True () | False () |
| 5. When you go to Konya you can visit Mevlana Mausoleum. | True () | False () |

B. Write a short paragraph about a touristic attraction in your country in details. Before you write, think its location, its important places to see, accommodation and the cuisine etc.


MATCHING TIME

Match the questions with their answers.

- | | |
|---|--|
| 1. What can you eat when you go to Mexico? | a. By plane because it's faster. |
| 2. Where did you stay when you go to Paris ? | b. It is in the west of Turkey. |
| 3. What is its location? | c. Of course Tacho! |
| 4. What are the tourist attractions in Antalya? | d. In a five star hotel near the Eiffel. |
| 5. How can we go to there? | e. Manavgat waterfall and Ancient City of Aspendos |

CHORES

THEME 8 :CHORES

Ders	İNGİLİZCE	 2x40 dk.
Sınıf	8	
Ünite	THEME 8 :CHORES	
Konu	CHORES	
Kazanımlar	Listening E8.8.L2. Students will be able to understand obligations, likes and dislikes in various oral texts. Spoken Production E8.8.SP1. Students will be able to express their obligations, likes and dislikes in simple terms. Reading E8.8.R1. Students will be able to understand various short and simple texts about responsibilities. Writing E8.8.W1. Students will be able to write short and simple poems/stories about their feelings and responsibilities.	
Materyaller	8. SINIF DERS KİTABI	

YÖNERGELER

THEME 8 :CHORES

Listening and Speaking/ Dinleme ve Konuşma Yönergeleri

1. Etkileşimli kitapta 96. sayfada bulunan parça dinletilir. Öğrencilerden dinleme esnasında alıştırma bulunan sorularla ilgili not almaları istenir. Ardından düşüncelerini arkadaşlarıyla paylaşmaları istenir.

Reading and Writing / Okuma ve Yazma Yönergeleri

1. Okuma parçasının öğrencilerden okuması ve ardından evdeki sorumlulukları hakkında bir paragraf yazmaları istenir.

THEME 8 :CHORES

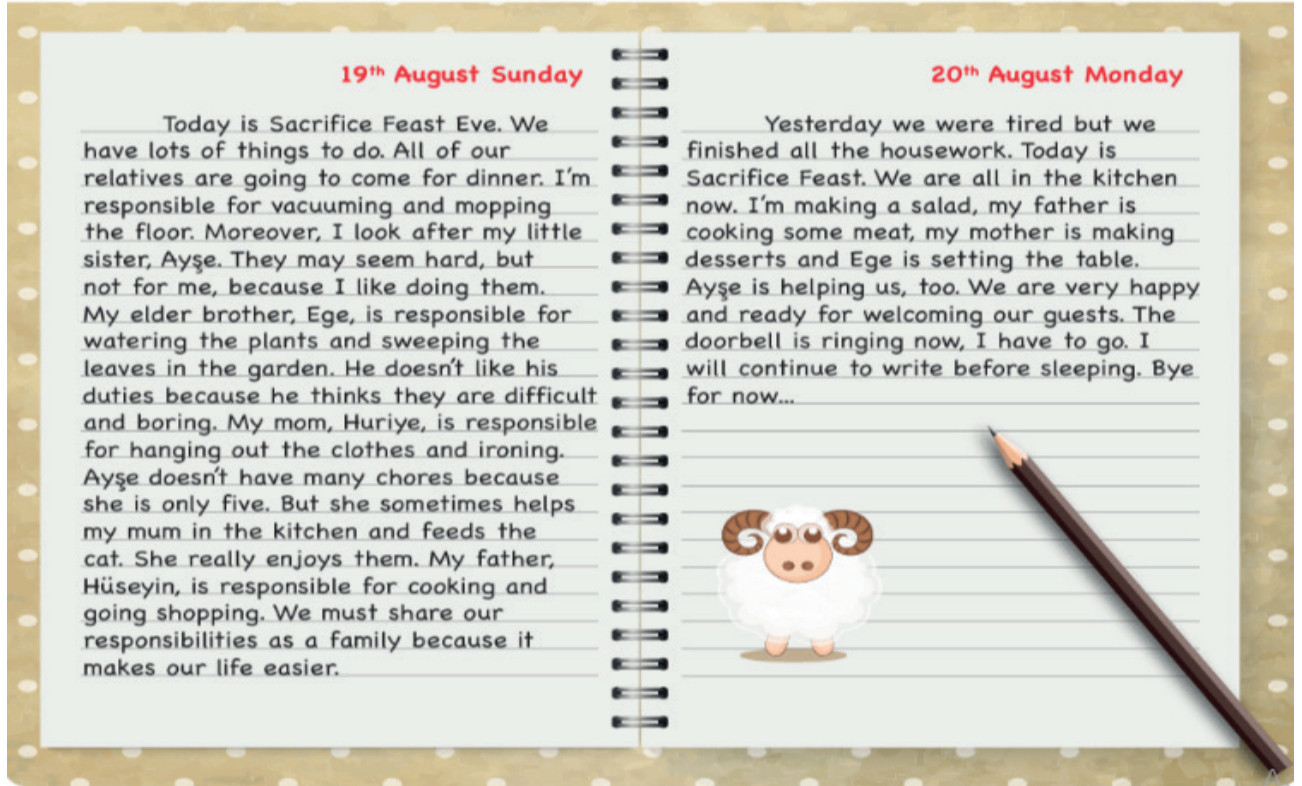
LISTENING AND SPEAKING

- A. Listen to the recording on page 96, Lesson 1, Activity 1. Take notes about people in the recording while listening. Share these notes in the class.
- B. What are your responsibilities at home? What chores do you like doing? Do you share the chores at home ?

Talk to your friends about the answers.

READING AND WRITING

A. Read the Hülya's diary then answer the questions.



1. What are her responsibilities at home?

2. Does her brother like doing his duties?

3. Is ironing her mother's or father's duty?


4. Why does sharing the responsibilities important ?

5. Where are the family at Sacrifice Feast? What are they doing?

B. Write a paragraph about sharing the chores at your home.

SCIENCE

THEME 9 : SCIENCE

Ders	İNGİLİZCE	 40 dk.
Sınıf	8	
Ünite	THEME 9 : SCIENCE	
Konu	SCIENCE	
Kazanımlar	Listening E8.9.L1. Students will be able to recognize main ideas and key information in short oral texts about science. Spoken Interaction E8.9.SI1. Students will be able to talk about actions happening currently and in the past. E8.9.SI2. Students will be able to involve in simple discussions about scientific achievements. Reading E8.9.R1. Students will be able to understand short and simple texts about actions happening currently and in the past. Writing E8.9.W1. Students will be able to write simple descriptions of scientific achievements in a short paragraph.	
Materyaller	8. SINIF DERS KİTABI	

YÖNERGELER

THEME 9 : SCIENCE

Listening and Speaking/ Dinleme ve Konuşma Yönergeleri

1. Etkileşimli kitapta 108. sayfada bulunan parça dinletilir. Öğrencilerden dinleme esnasında yapılan keşiflerle ilgili not almaları istenir. Ardından düşüncelerini arkadaşlarıyla paylaşmaları istenir.

Reading and Writing / Okuma ve Yazma Yönergeleri

1. Okuma parçasının öğrencilerden okuması ve ardından bir kaşif ve onun buluşu hakkında paragraf yazmaları istenir.

THEME 9: SCIENCE

LISTENING AND SPEAKING

- A. Listen to the recording on page 108 Lesson 1, Activity 1. Take notes about inventors / discoverers in the recording while listening. Share your sentences in the class.
eg. "Ez-Zehravi invented catgut"
- B. Choose one of the important inventors or discoverers in your country then talk about his / her invention / discovery.

READING AND WRITING

Read the text then write True (T) or False (F) in the brackets .

Aziz Sancar was born in Savur, Mardin in 1946. He is a renowned Turkish academician, biochemist, molecular biologist and scientist. He is doing some researches on cancer, too. His specialty is DNA repair, checkpoints and circadian clock. He is the first Turkish scientist who is selected to National Center for Science Education in the USA. Thanks to his researches of DNA repair, he got the Nobel Prize in Chemistry in 2015. Now, he is the co-founder of the Aziz & Gwen Sancar Foundation to promote Turkish culture and to support Turkish students in the United States.



Canan Dağdeviren was born in İstanbul in 1985. She is a physics engineer. She is the first Turkish woman academician who is selected to Junior Fellow of Harvard. She invented a wearable heart chip working battery free. Also, she succeeded to develop a device diagnosing skin cancer. Moreover, she takes part in the list of Forbes, a global media company, at the age of 30 and below scientists. Now, she's conducting her scientific research at Massachusetts Institution of Technology (MIT), in the USA.

Activate Wind


- | | | |
|--|-------|-------|
| 1. Aziz Sancar is a famous academician, biochemist, molecular biologist and scientist. | T () | F () |
| 2. In 2015 he got the Nobel Prize thanks to his researchers on cancer. | T () | F () |
| 3. Canan Dağdeviren invented heart chip working battery free. | T () | F () |
| 4. She is the first Turkish woman academician who is selected to Junior Fellow of Harvard. | T () | F () |
| 5. She developed a device diagnosing skin cancer. | T () | F () |

WRITING

Choose one of the scientists/inventors/discoverers around the world. Write a paragraph about his/her research/invention/discovery.

NATURAL FORCES

THEME10: NATURAL FORCES

Ders	İNGİLİZCE	 2x40 dk.
Sınıf	8	
Ünite	THEME10: NATURAL FORCES	
Konu	NATURAL FORCES	
Kazanımlar	Listening E8.10.L1. Students will be able to identify the main points of TV news about natural forces and disasters. Spoken Interaction E8.10.SI2. Students will be able to negotiate reasons and results to support their predictions about natural forces and disasters. Reading E8.10.R1. Students will be able to identify specific information in simple texts about natural forces and disasters. Writing E8.10.W1. Students will be able to write a short and simple paragraph about reasons and results of natural forces and disasters.	
Materyaller	8. SINIF DERS KİTABI	

YÖNERGELER

THEME10: NATURAL FORCES

Listening and Speaking/ Dinleme ve Konuşma Yönergeleri

1. Etkileşimli kitapta 120. sayfada bulunan parça dinletilir. Öğrencilerden dinleme esnasında ülkemizdeki felaketlerle ilgili not almaları istenir. Ardından düşüncelerini arkadaşlarıyla paylaşmaları istenir.

Reading and Writing / Okuma ve Yazma Yönergeleri

1. Okuma parçasının öğrenciler tarafından okunması ve ardından parça ile ilgili kelime alıştırmalarının yapılması istenir.

THEME10: NATURAL FORCES

LISTENING AND SPEAKING

- A. Listen to the recording on page 120 Lesson 1, Activity 1. Take notes about disaster names in the recording while you are listening.
- B. Talk about the disasters in your country.

READING AND WRITING

A. Read the dialogue and answer the questions.



Aslı : Listen to the news! The Amazon Forests are under a great risk. Nearly 60% of them will disappear by 2030 because people cause an enormous destruction in this area. Moreover, climate change of global warming also has negative effects on these forests.

Betty : What do you mean?

Aslı : These trees provide oxygen for us. There won't be a life without photosynthesis. It will be the end of the Earth.

Betty : You're right but what shall we do about this? We can't cope with this .

Aslı : I'm sure if we take precautions individually, it will be significant as a whole. This world is our home. So I think we should shoulder responsibilities to save it.

1. What is the big danger for Amazon Forests?

2. How does Global Warming have negative effects on Amazon Forests?

3. What will happen to the Earth if we don't take precautions?

4. What can we do to stop this danger?

B. What precautions can people take to protect the Earth? Write a paragraph about these precautions.

Read your paragraph in the class.

VOCABULARY PRACTICE

- **Fill in the blanks with the words given**

landslide -avalanche- volcanic eruption- disease- drought - hurricane -tsunami -famine- flood forest fire- earthquake

1. We saw a huge wave moving towards the beach. It was a(n)
2. The has killed animals because they drink water from rivers and streams, but now they are dry.
3. The water is two meters deep in the city because of the,
4. When the house shook, I knew there was a(n)
5. Theis worse this year because the wheat and vegetable crops have both failed.
6. Theis spreading from village to village, and thousands of people are very ill.
7. They were skiing in Alps when happened. The snow on the slope started to slide down towards them.
8. Thehas brought rain and winds of 200 km/h. It destroyed houses and trees in the town.
9. A huge cloud of ash from thecaused air pollution.
10. There was ainBodrum last Saturday. The fire burnt the forest and destroyed thousands of trees.
11. Heavy rains in Rize caused a Tones of rock and mud slid down the mountainside .