




# ***Meb Ders*** ***Ses Etkinlikleri***

2020-2021

©mebders.com



- \* Hissetme ve Tanıma
- \* Ayırt Etme
- \* Okuma Yazma
- \* İnteraktif Ses Etkinlikleri
- \* Eğlenceli Etkinlikler

***K Sesi***  
***Hissetme ve Tanıma***



# K SESİ HİSSETME VE TANIMA

III ➡ K sesiyle ilgili hikayeyi okuyunuz.

III ➡ K sesiyle ilgili şarkıyı söyleyiniz.



Not : Hikaye ve şarkıya [www.mebders.com](http://www.mebders.com) sitesindeki k sesiyle ilgili powerpoint sunudan ulaşabilirsiniz.

İndirme Adresi :

Buraya Tıkla İndir

***K Sesi***  
***Ayirt Etme***











## K SESİNİ AYIRT ETME



İsminde "k" sesi bulunan varlıkların yanındaki çiçekleri boyayın.



Aşağıdaki varlıkların isimlerinde "k" sesi nerede geçiyor? İşaretleyiniz. (başta, ortada, sonda)



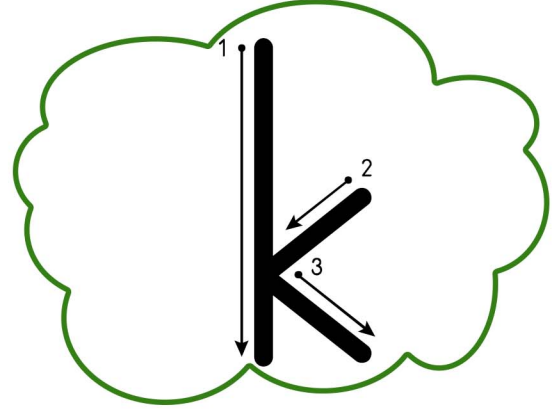
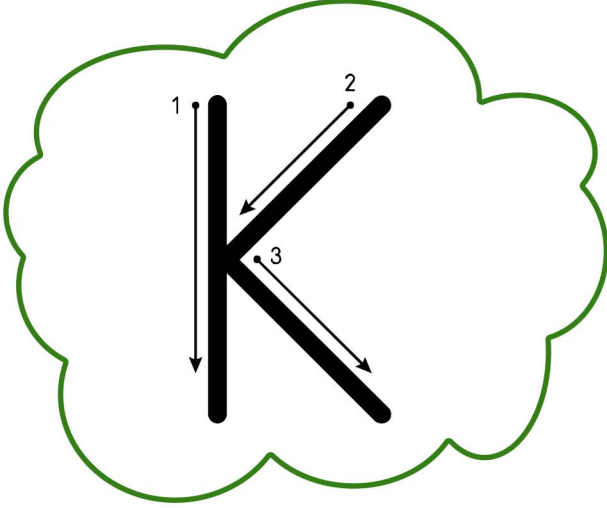
***K Sesi***  
***Okuma Yazma***



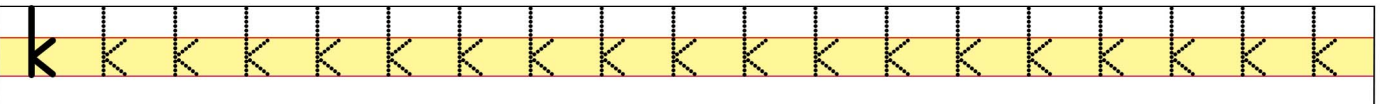
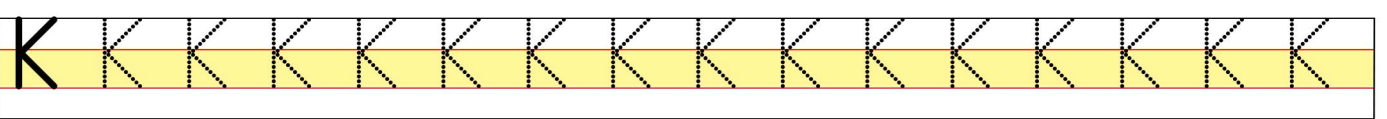
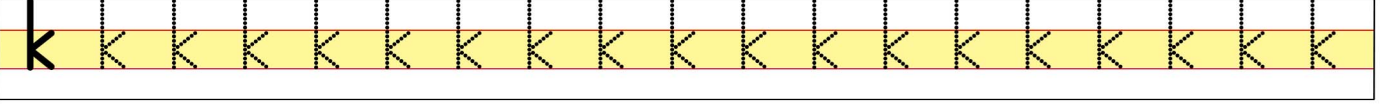
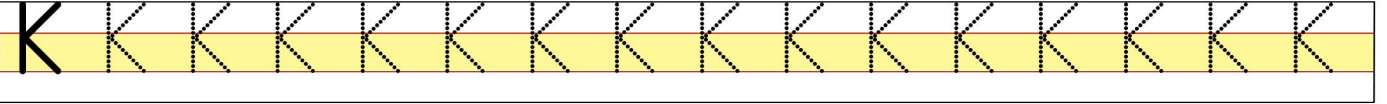
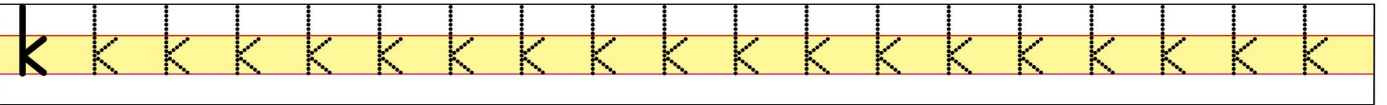
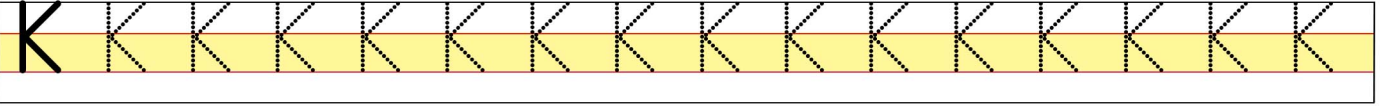
# K HARFİNİ OKUMA YAZMA



Altındaki harfi okuyun. Parmaklarınızla önce üzerlerinden gidin, sonra havada ve sıranızın üzerinde yazın.



Altındaki satırlarda noktaları birleştirerek "K k" harflerini yazın.






# K HARFİNİ OKUMA YAZMA



Altındaki satırlarda noktaları birleştirerek "K k" harflerini yazın, eksik satırları tamamlayın.



K K K K K



k k k k k



K K K K K



k k k k k



K K K K K



k k k k k



K K K K K



k k k k k






# K HARFİNİ OKUMA YAZMA



Altta satırlarda noktaları birleştirerek "K k" harflerini yazın, eksik satırları tamamlayın.



kavun



K K



k k



K K



k k



K K



k k



K K



k k




# HECE, KELİME VE CÜMLE OLUŞTURMA



Altaki satırlarda noktaları birleştirerek heceleri yazın, eksik satırları tamamlayın.

$$a + k = ak$$



ak ak ak ak ak ak ak

ak

ak

$$e + k = ek$$



ek ek ek ek ek ek ek

ek

ek





# HECE, KELİME VE CÜMLE OLUŞTURMA



Altaki satırlarda noktaları birleştirerek heceleri yazın, eksik satırları tamamlayın.



k + a = ka

ka ka ka ka ka ka ka

ka

ka



k + e = ke

ke ke ke ke ke ke ke

ke

ke



# HECE, KELİME VE CÜMLE OLUŞTURMA



Altaki satırlarda noktaları birleştirerek heceleri yazın, eksik satırları tamamlayın.



ke

k

ke + k = kek

kek kek kek kek kek kek

kek

kek

le

ke

le + ke = leke

leke leke leke leke leke

leke


leke



# HECE, KELİME VE CÜMLE OLUŞTURMA



Altaki satırlarda noktaları birleştirerek sözcükleri yazın, eksik satırları tamamlayın.



ek

le

ek + le = ekle

ekle ekle ekle ekle ekle

ekle

ekle

ka

le

ka + le = kale

kale kale kale kale

kale

kale



# HECE, KELİME VE CÜMLE OLUŞTURMA



Altta satırlarda noktaları birleştirerek cümleleri yazın, eksik satırları tamamlayın.

Ela, elek al. Ela, elek al. Ela, elek al.

Lale, kek al. Lale, kek al. Lale, kek al.



Aşağıdaki metni okuyunuz.

**ELEK ELE**

Lale, elek al.

Al lale, al.

Lale, elek ele.

El ele ele.

El ele, elek ele.

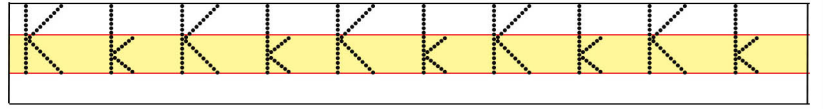
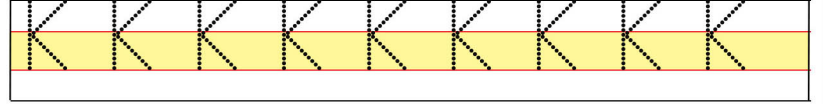
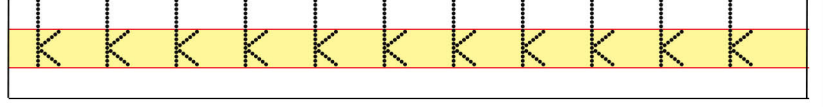
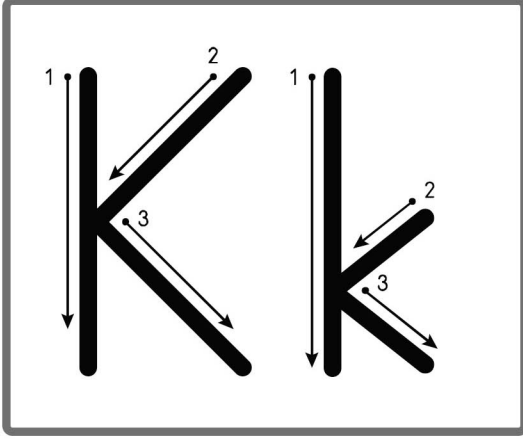


***K Sesi***  
***İnteraktif***  
***Ses Etkinlikleri***






# K İNTERAKTİF SES ETKİNLİĞİ


Üzerinden Git



Yaz



Boya




köpek

Bul

a l K E  
k E L k  
l K A l a

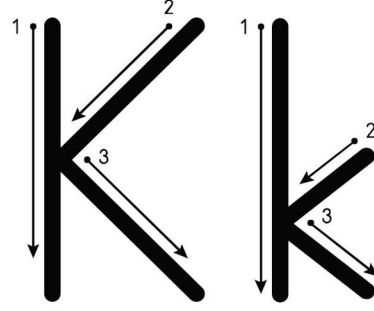
Resim Yap









# K İNTERAKTİF SES ETKİNLİĞİ



Ad Soyad : .....

İçinde k Sesi Olanları Boya



Üzerinden Git ve Yaz

K K

k k

Bul ve Boya





# KES, YAPIŖTIR, OKU, YAZ

OKU

YAPIŖTIR

YAZ

kek

kel

ekle

kale

elek

kalk

ak

lake

kal

kek

kale

ak

kel

elek

lake

ekle

kalk

kal



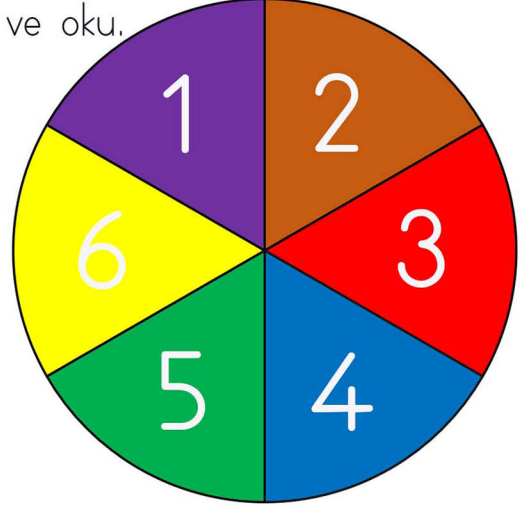


# ÇEVİR, BUL, OKU VE BOYA

Yönlendirme :

- \* Kalem ve atış yardımıyla çemberi çevir.
- \* Bulduğun rakamla ilgili sözcüğü çemberlerden bul ve oku.
- \* Çemberde bulduğun sözcüğü kendi rengiyle boya.

1 sesine kadar



1 kale	2 leke	3 lake
4 kek	5 ekle	6 elek

kale	ekle	lake	leke	elek
ekle	kek	kale	lake	leke
elek	leke	ekle	kek	elek
leke	lake	kale	elek	kek
ekle	leke	kek	lake	kale



## ÇEVİR ve OKU

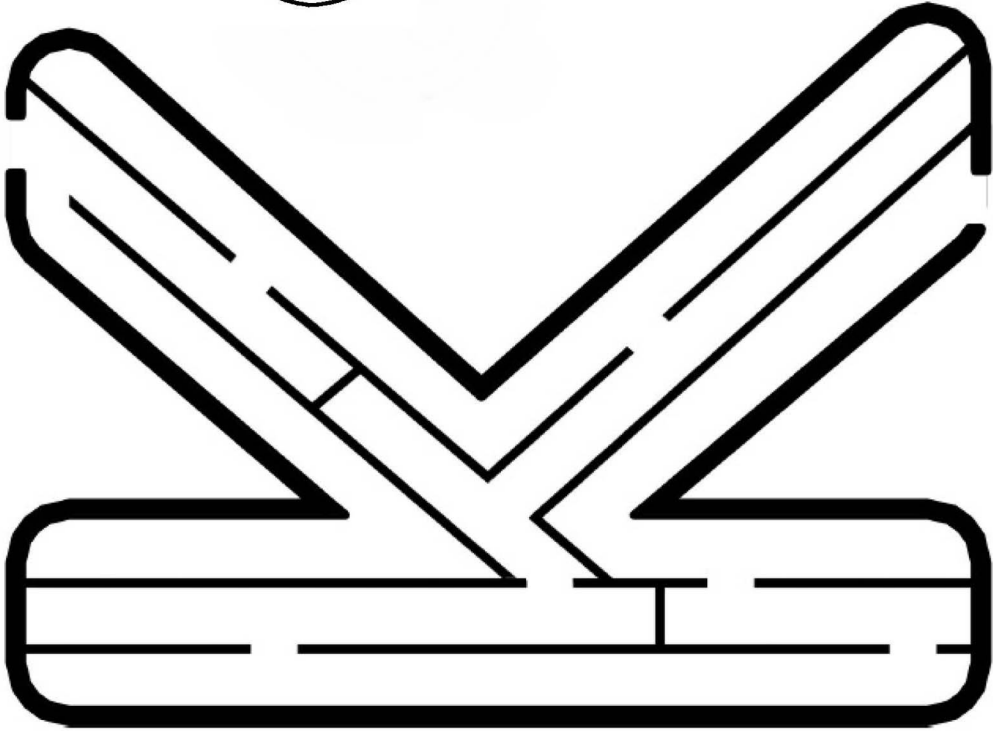


**1.Grup harfler tamamlandıktan sonra eklenecektir.**

***K Sesi***  
***Eğlenceli***  
***Ses Etkinlikleri***



# LABİRENT İLE K SESİ HİSSETTİRME

Giriş ↓ Labirent İle  
K Sesi Hissettirme





Çıkış →






# YAPBOZLARLA K SESİ TANITIM






# FARKLI FONTLARLA SES LABİRENTİ






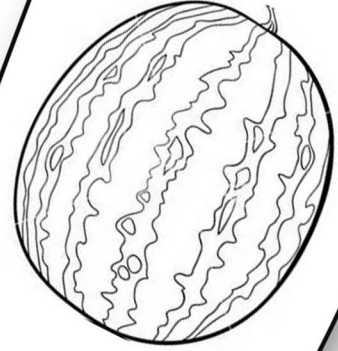

kedi





# SESİM VARSA BOYA BENİ

Yönerge : k sesi ile başlayan resimleri boya





# KES YAPIŞTIR HİSSET

# Kk

Ad Soyad :



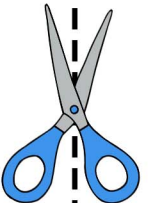


Sonunda k olanlar



Sonunda k olmayanlar





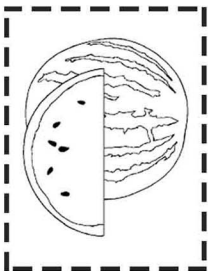
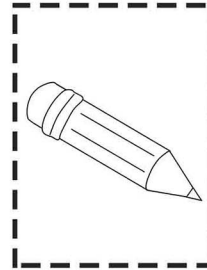
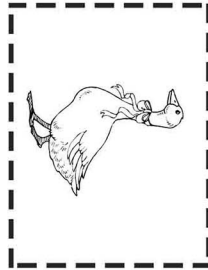


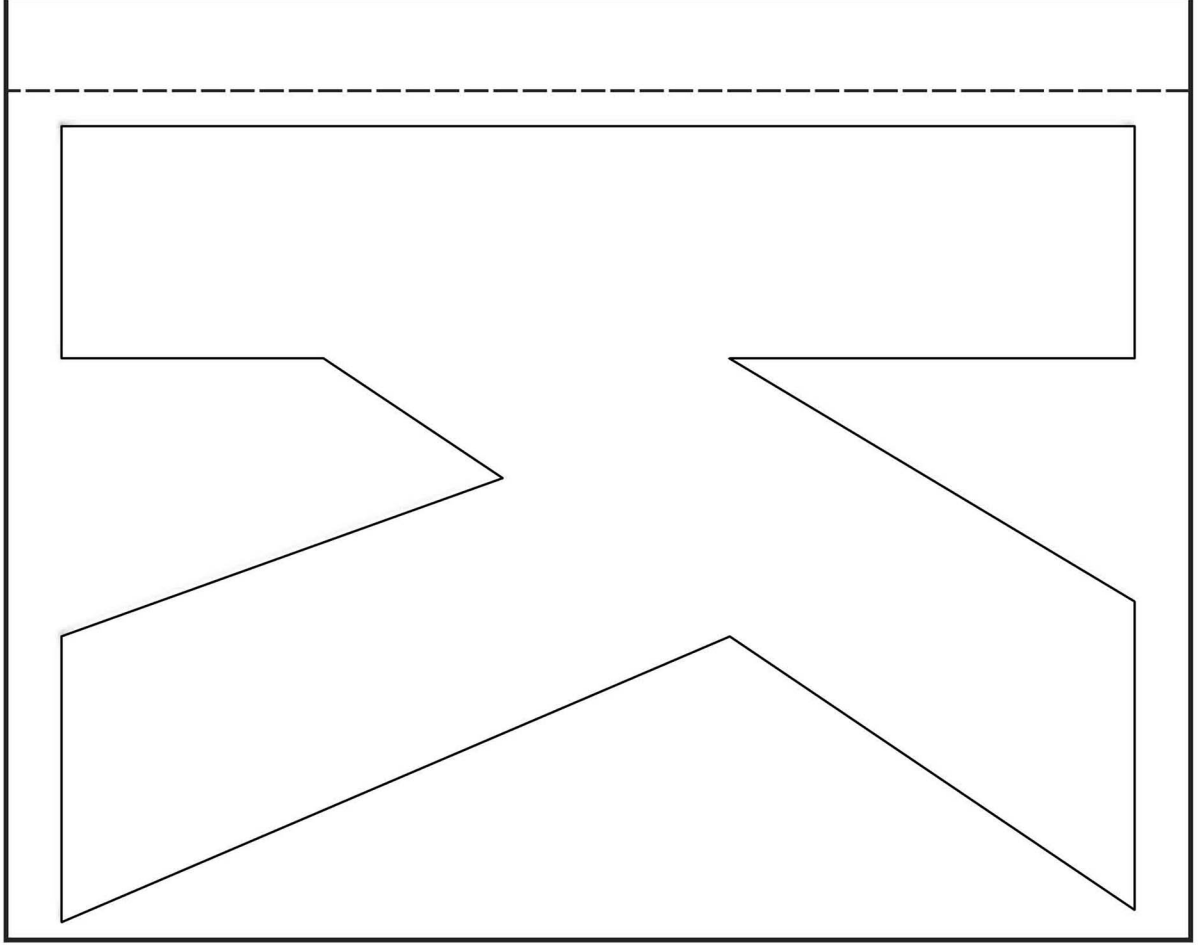
# KES YAPIŞTIR HİSSET







# KES YAPIŖTIR SES KARTLARI


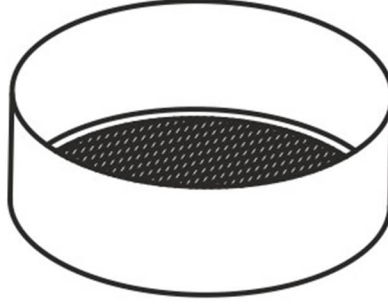



**Kes YapiŖtır  
Ses Kartları  
K Sesi**





## SÖZCÜK ARAMA - K



<input type="checkbox"/> ek	<input type="checkbox"/> kek	<input type="checkbox"/> elek
<input type="checkbox"/> kel	<input type="checkbox"/> leke	<input type="checkbox"/> kale
<input type="checkbox"/> kal	<input type="checkbox"/> kelek	<input type="checkbox"/> ekle

e	L	e	k	k	e	l	l
l	a	l	a	k	a	l	e
k	a	l	a	i	n	a	k
l	a	l	k	e	k	l	a
i	l	e	k	i	e	l	a
e	k	l	e	l	e	k	e
a	l	a	e	l	e	k	n
k	e	l	e	k	a	l	e





## HARF BULMACA




Satırlardaki "K" harflerini bulup yuvarlak içine alın.




K L A F L K E A L K L  
A L A K A L E K F L K  
L K F L K F L E K L K  
F L K A E L K A L E K  
L K L E K A F K L K L  
K E A L E K E A K F K  
A K E K A K L E K F K  
K F K E E K E A K F A  
L K E L E K F K L L K  
A E K A E L A K E A F

Adı Soyadı : .....

4

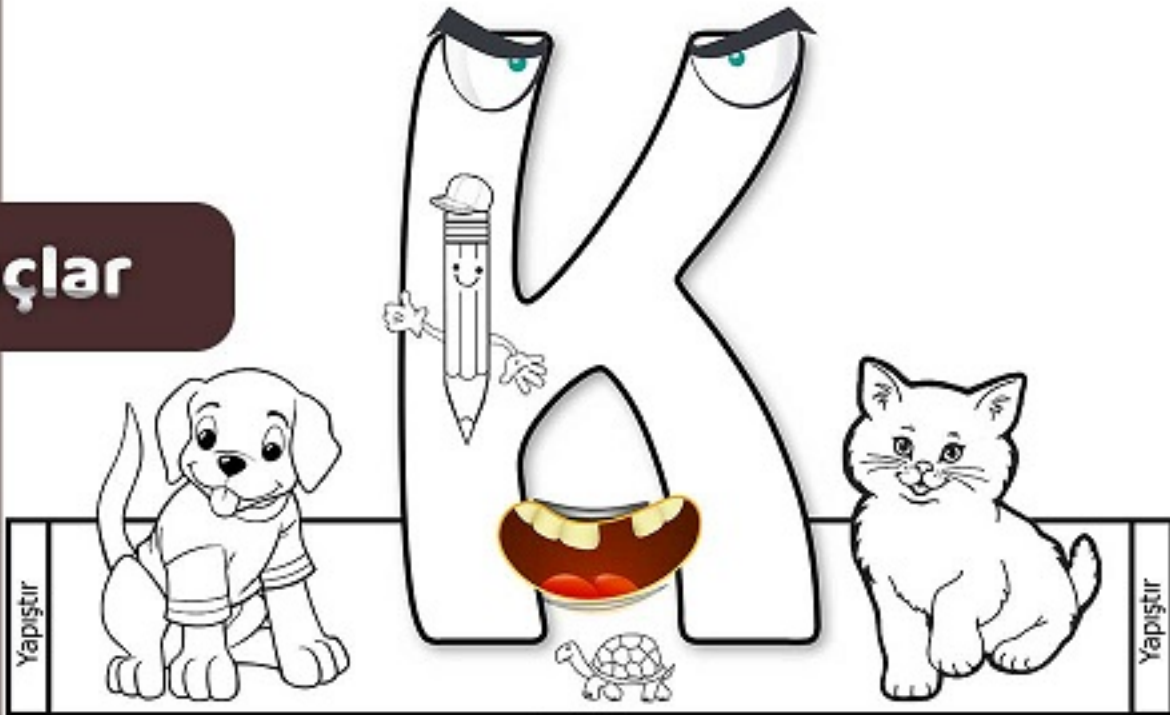
# HARF BOYAMA









# Harfli Talar

## K Harfi





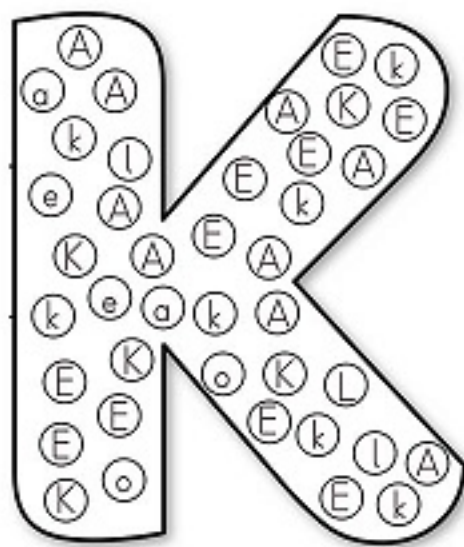
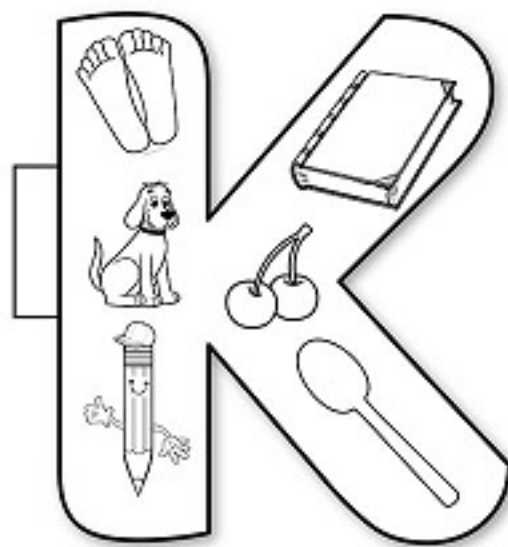
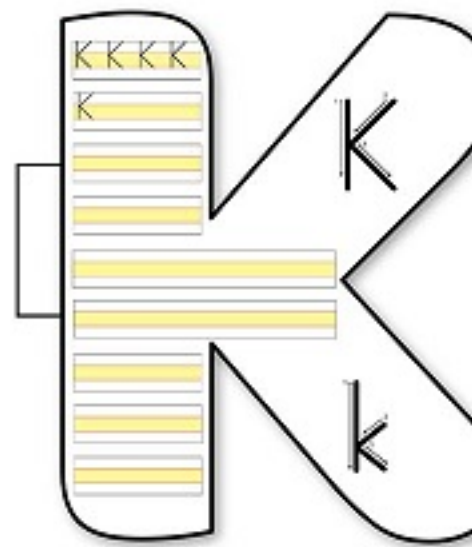
Yapıştır




Yapıştır



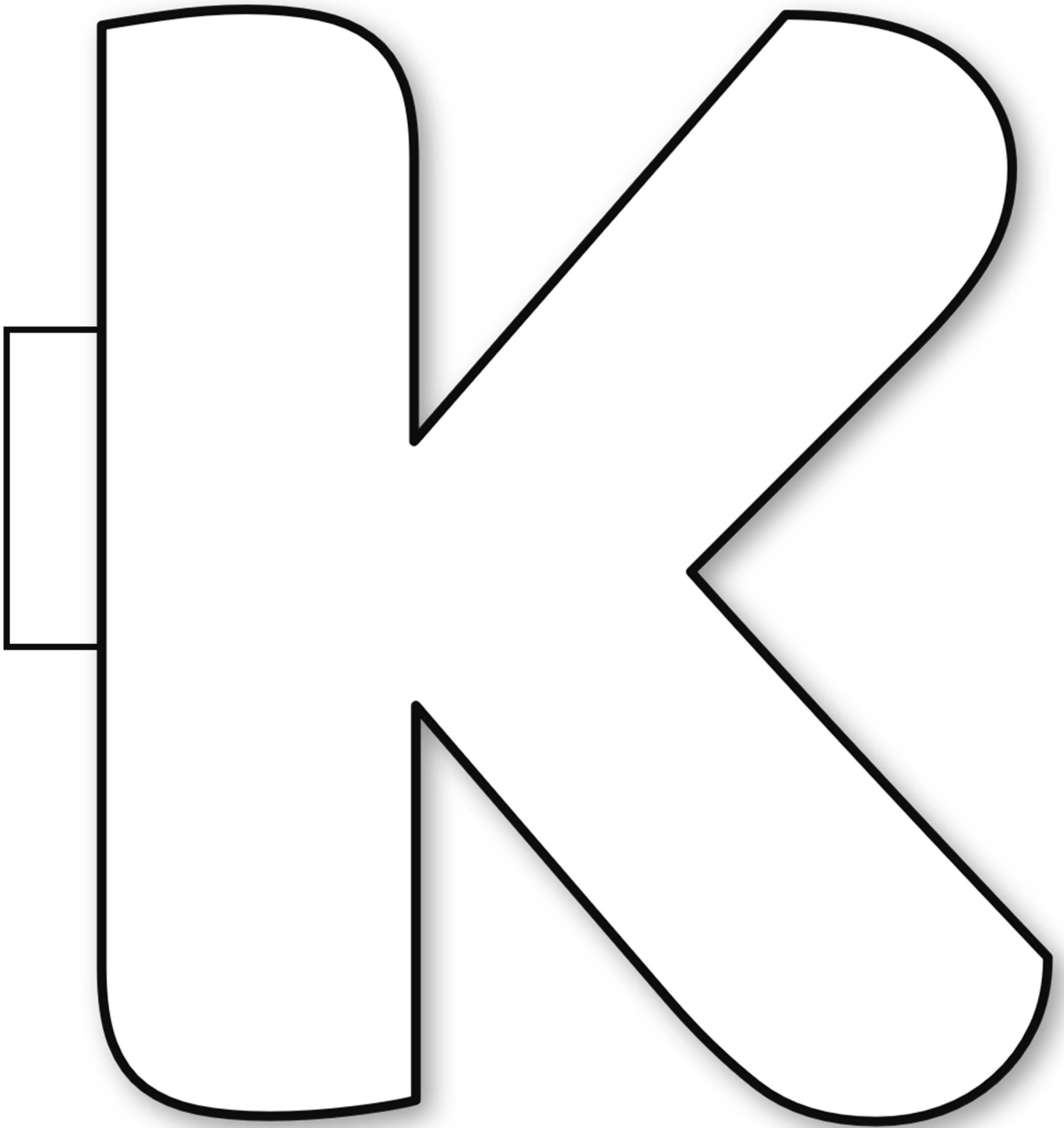




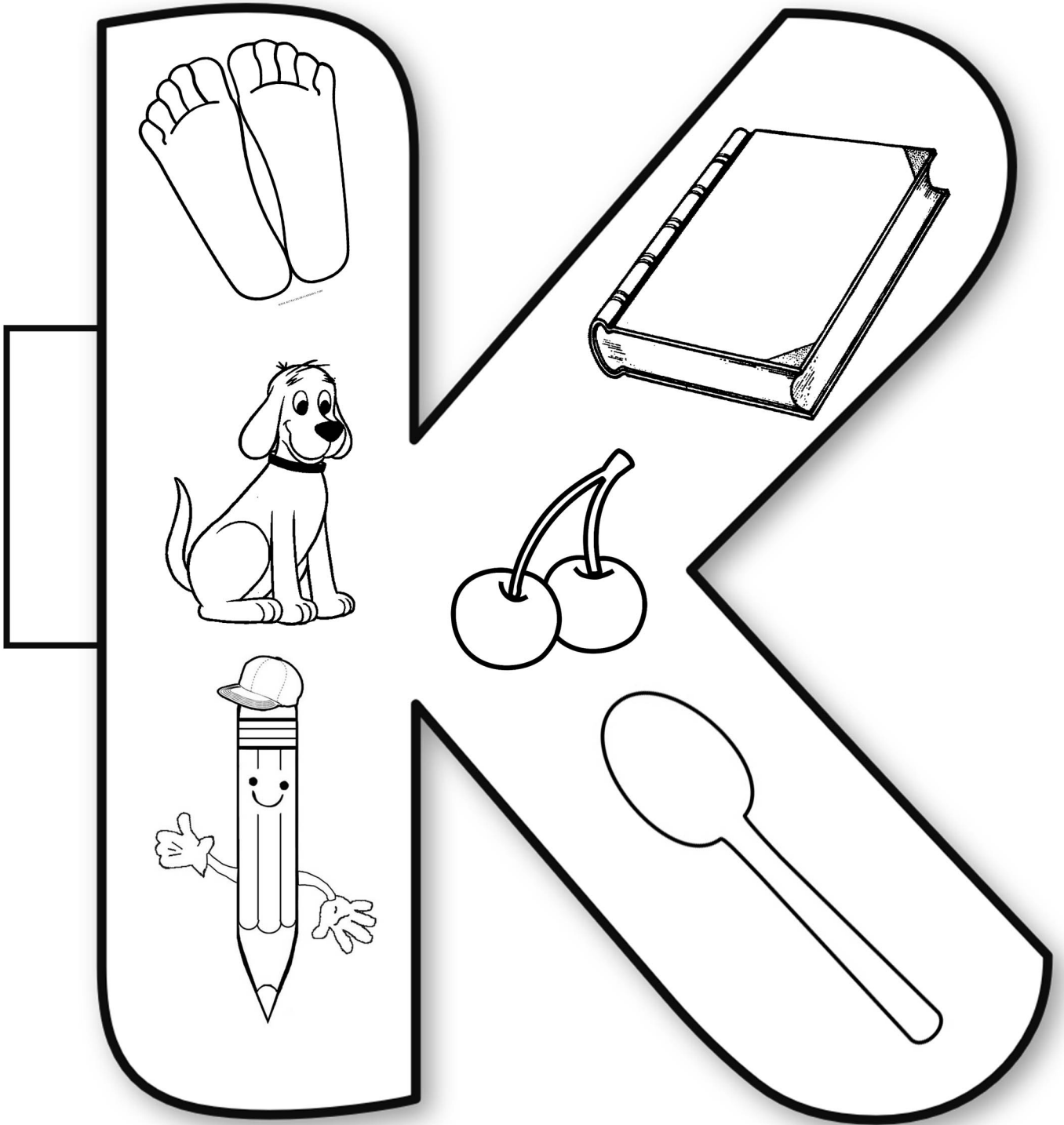
# İnteraktif Sesler - K




# İnteraktif Sesler - K



# İnteraktif Sesler - K

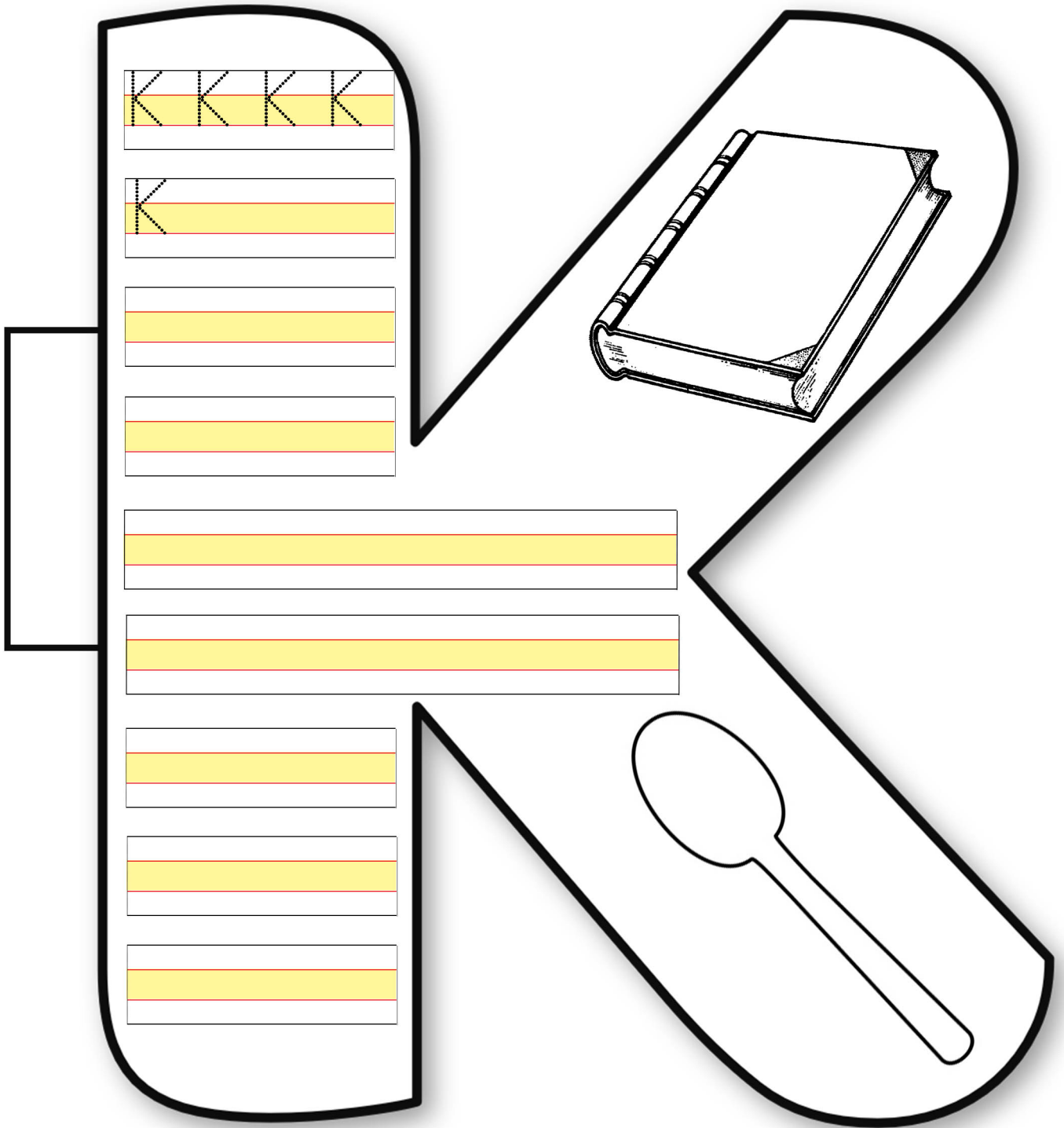


# İnteraktif Sesler - K

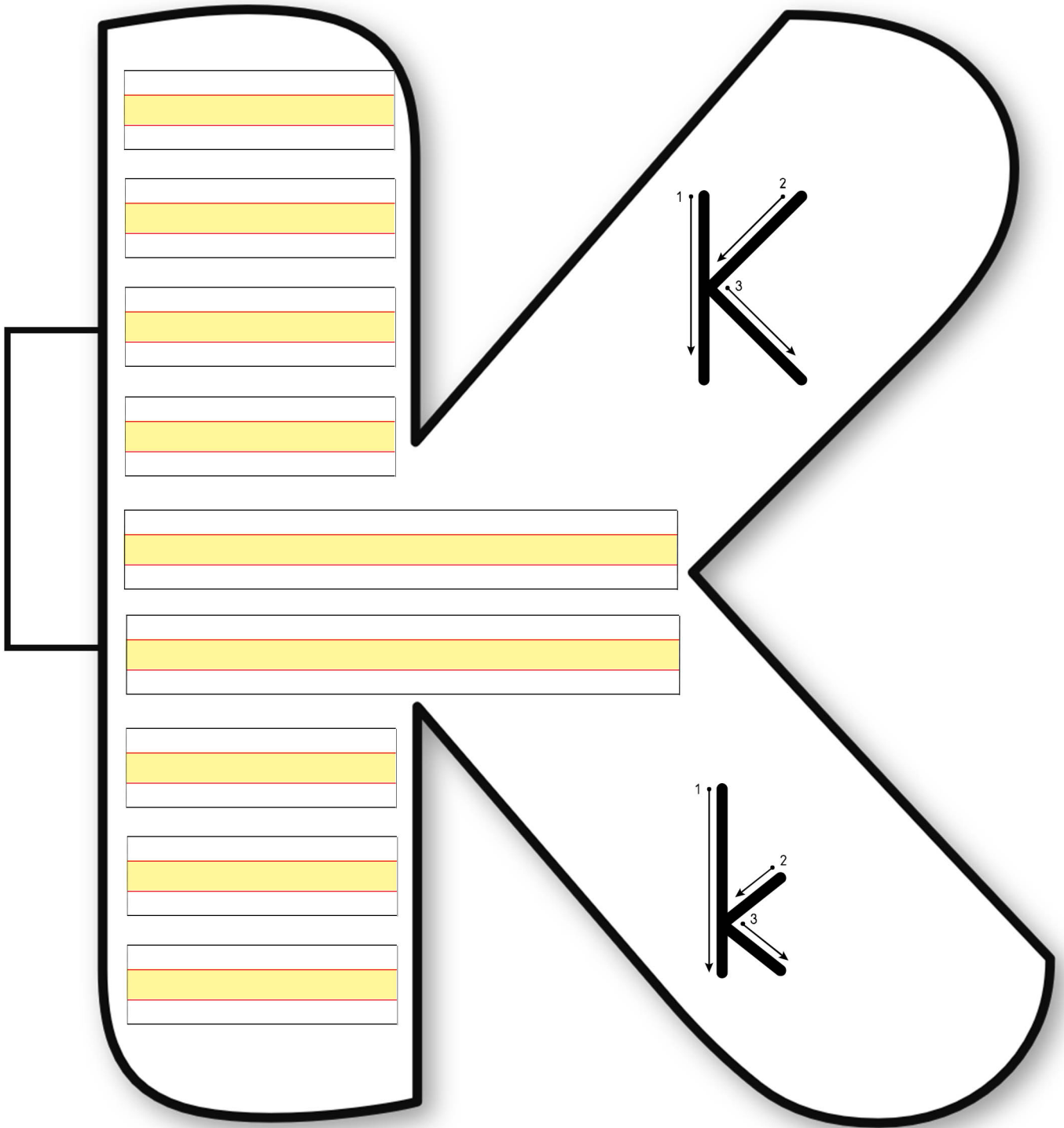




# İnteraktif Sesler - K



# İnteraktif Sesler - K



# İnteraktif Sesler - K

