





















✚ Görsellerin hangi ses ile başladığını altlarına yazınız.

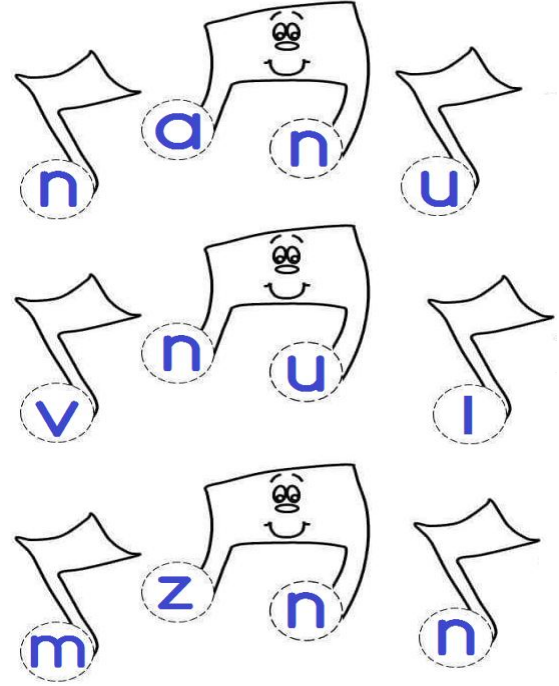
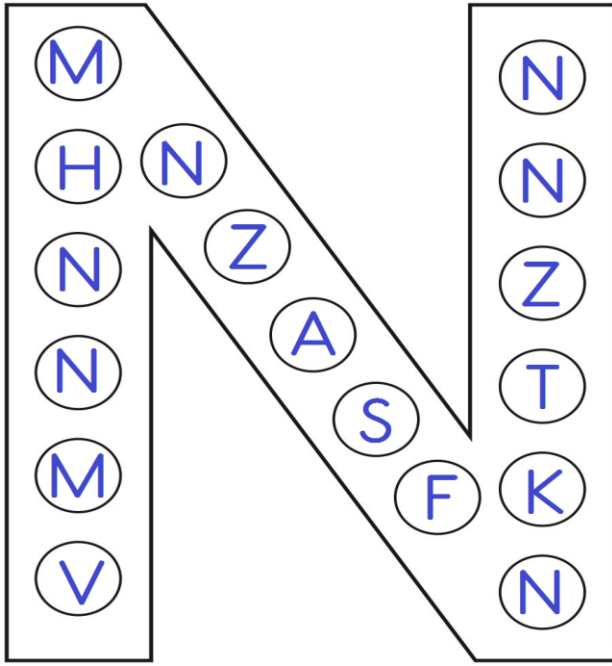
				
<input type="text"/>	<input type="text"/>	<input type="text"/>	<input type="text"/>	<input type="text"/>

				
<input type="text"/>	<input type="text"/>	<input type="text"/>	<input type="text"/>	<input type="text"/>

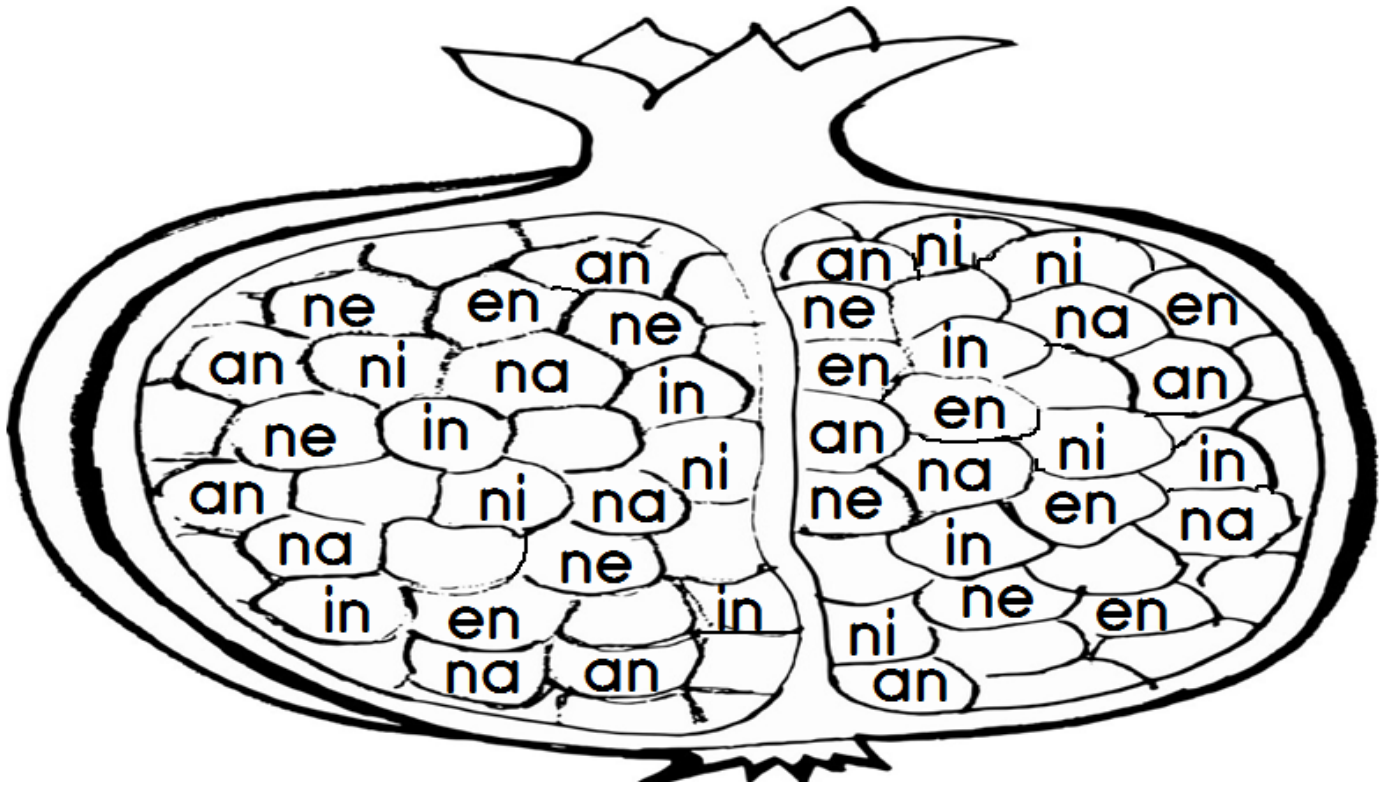
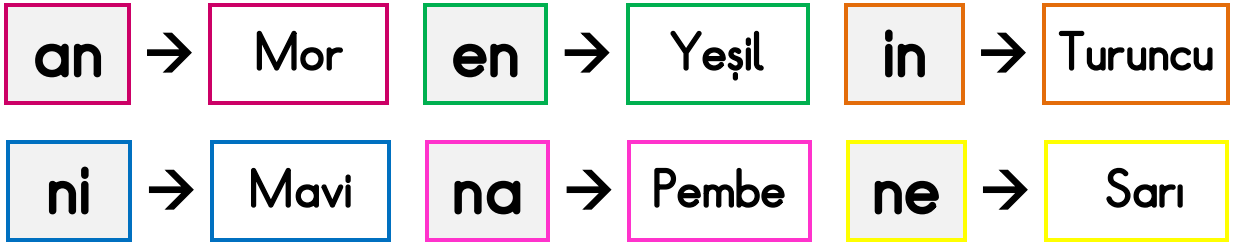
				
<input type="text"/>	<input type="text"/>	<input type="text"/>	<input type="text"/>	<input type="text"/>

				
<input type="text"/>	<input type="text"/>	<input type="text"/>	<input type="text"/>	<input type="text"/>

✚ İçinde N - n sesi bulunan daireleri boyayınız.



✚ Görseldeki heceleri istenen renklerle boyayınız.



✚ Narlardaki heceleri birleştirip doğru yerlere yazınız ve okuyunuz.

a ni

en li

an la

ke ne

na ne

Ka ni

✚ Resimdeki kişiyi yazı alanlarına yaz ve görselleri boya.

Heart with flower and writing line


Woman hugging child with writing line below

Heart with rose and writing line

OKU - KES - YAPIŞTIR



--	--	--	--



--	--	--	--



--	--	--	--

nane	Nalan	ikna	anla
kan	anne	nal	Kenan
kanal	nine	ilan	inek

EKSİK HARF TAMAMLAMA



ka...




...al



a...ne



n...ne



ine...



il...n



...ane



ik...a



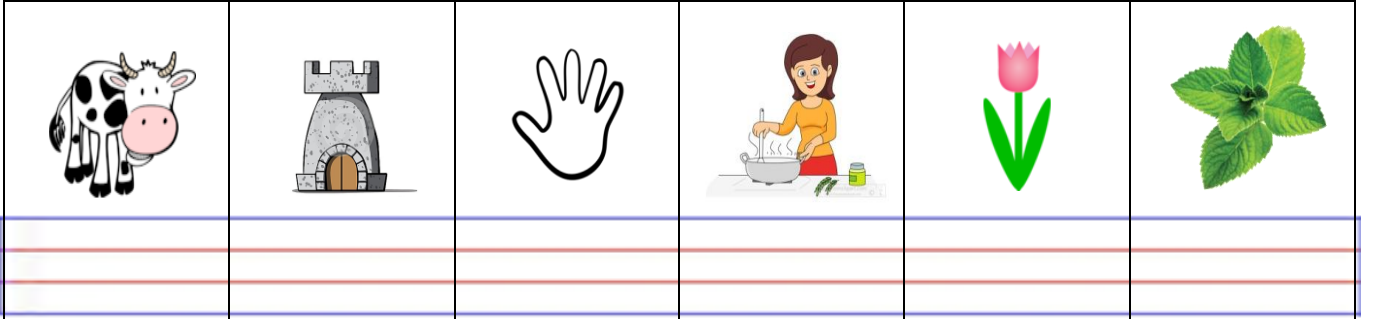
kana...

E-L-A-K-İ-N DEĞERLENDİRME

✚ Büyük harf – küçük harf - harfle başlayan görseli eşleştir ve görselin adını yaz.

E	L	A	K	İ	N
---	---	---	---	---	---

l	n	k	i	e	a
---	---	---	---	---	---



BUL – BOYA

k	e	l	l	i	k	s	ö	t	c	k
t	a	ö	s	m	p	t	b	a	z	b
b	l	i	n	e	k	z	y	n	y	p
k	a	m	i	l	a	n	o	l	m	ö
a	n	b	ö	s	t	m	n	a	p	e
n	t	n	i	n	e	p	a	s	b	k
a	f	e	r	r	n	g	n	ö	t	i
l	t	e	n	i	k	c	e	y	l	n

nine	ilan	nane	kanal	inek
alan	enik	kellik	ekin	anla