






TOPLAMA İŞLEMİNİ ÖĞRENİYORUM




* Aşağıda verilen toplama işlemlerindeki noktalı yerleri dolduralım.





 →
 


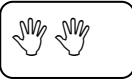
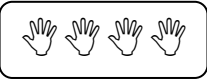
 1 3 daha 4 eder.

 1 + 3 = 4



 →
 




 daha eder.

 + =



 →
 




 daha eder.

 + =



 →
 




 daha eder.

 + =



 →
 

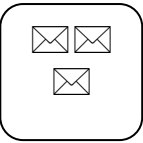
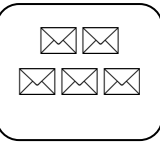
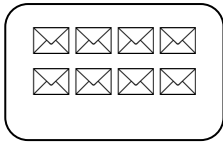
 daha eder.

 + =



 →
 


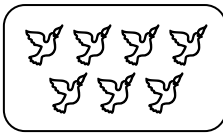
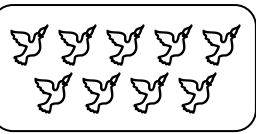
 daha eder.

 + =



 →
 


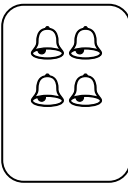
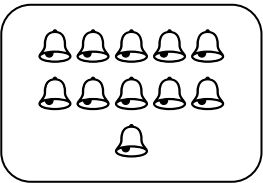
 daha eder.

 + =



 →
 

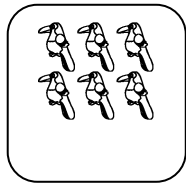
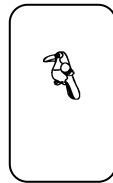
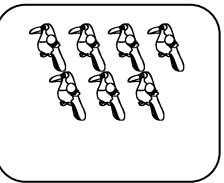
 daha eder.

 + =



 →
 

 daha eder.

 + =



 →
 

 daha eder.

 + =





TOPLAMA İŞLEMİNİ ÖĞRENİYORUM

* Aşağıda verilen toplama işlemlerindeki noktalı yerleri dolduralım.



.... daha eder.

.... + =

.... + =

.... daha eder.

.... + =

.... + =

.... daha eder.

.... + =

.... + =

.... daha eder.

.... + =

.... + =

.... daha eder.

.... + =

.... + =



TOPLAMA İŞLEMİNİ ÖĞRENİYORUM

$10 + 2 = \dots$

$10 + 5 = \dots$

$10 + 8 = \dots$

$10 + 7 = \dots$

$11 + 5 = \dots$

$11 + 7 = \dots$

$11 + 9 = \dots$

$11 + 4 = \dots$

$12 + 1 = \dots$

$12 + 3 = \dots$

$12 + 6 = \dots$

$12 + 8 = \dots$

$13 + 1 = \dots$

$13 + 2 = \dots$

$13 + 4 = \dots$

$13 + 5 = \dots$

$13 + 7 = \dots$

$14 + 1 = \dots$

$14 + 2 = \dots$

$14 + 3 = \dots$

$14 + 4 = \dots$

$14 + 5 = \dots$

$14 + 5 = \dots$

$15 + 1 = \dots$

$15 + 2 = \dots$

$15 + 3 = \dots$

$15 + 4 = \dots$

$15 + 5 = \dots$

$16 + 1 = \dots$

$16 + 2 = \dots$

$16 + 3 = \dots$

$16 + 4 = \dots$

$17 + 1 = \dots$

$17 + 2 = \dots$

$17 + 3 = \dots$

$18 + 1 = \dots$

$18 + 2 = \dots$

$19 + 1 = \dots$

$10 + 7 = \dots$

$11 + 4 = \dots$