

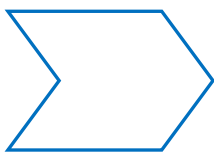

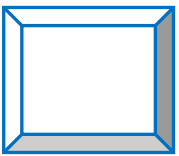
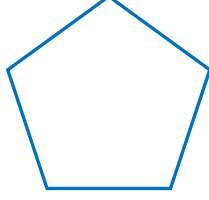
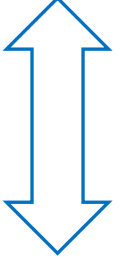



Adı Soyadı : .....

Numarası : .....

## Konu: Simetrik Şekiller (Simetri) Etkinliği 4

Aşağıdaki şekilleri iki eş parçaya ayırarak eş parçalardan birini boyayınız.



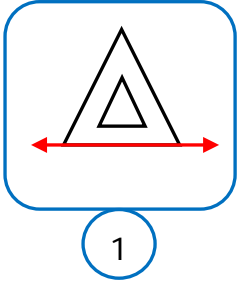
Aşağıdaki harflerden simetrik olanları işaretleyip simetri doğrularını çiziniz.



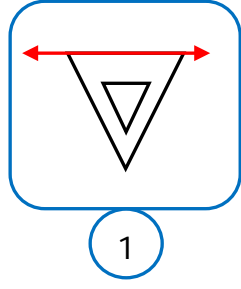
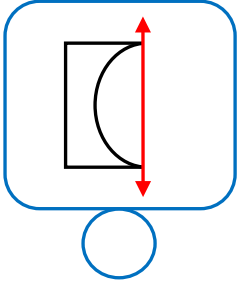
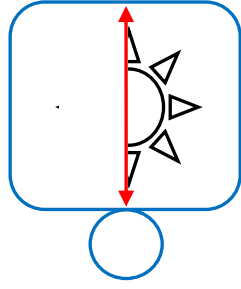
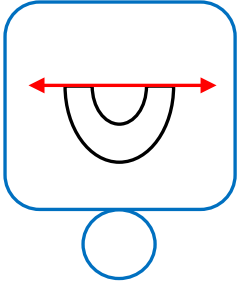
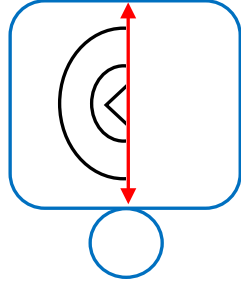
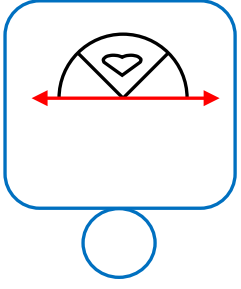
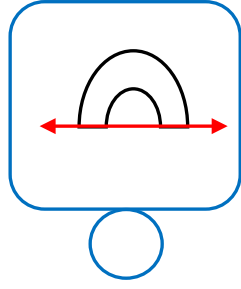
Aşağıdaki rakamlardan simetrik olanları işaretleyip simetri doğrularını çiziniz.



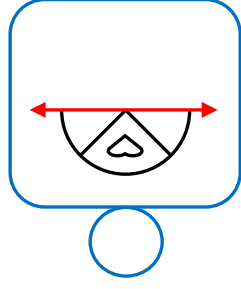
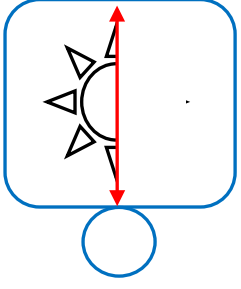
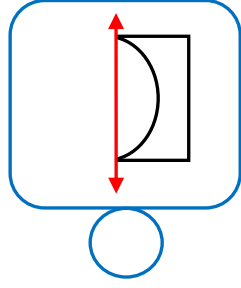
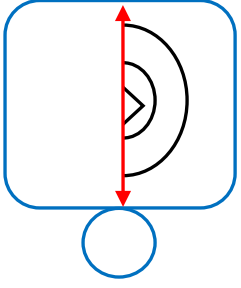
Doğru iki simetrik parçayı bir bütün olacak şekilde örnekteki gibi işaretleyelim.



1



1



Aşağıda bir parçası verilen simetrik şekilleri doğrularına göre tamamlayınız.

