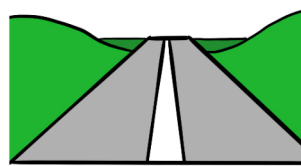








# ALFABEMİZİ TANIYALIM



@zehra\_ogrtmn

@zehra\_ogrtmn

# ALFABEMİZ ETKİNLİK



➔ Alfabemizi oluşturan harflerin sırasından faydalanarak aşağıdaki dairelere gizlenen sözcükleri bulunuz ve resimlerini çizip boyayınız.



1 9 1 4




7 12 15



2 25 15 25 24

@zehra\_ogrtmn



14 25 23



2 1 15 11 14



6 21 12 14



16 1 28 16 25 17



27 1 29 18



4 12 15 6 14








→ Aşağıdaki harflerden önce ve sonra gelen harfleri  
örnekteki gibi yazalım.









@zehra\_ogrtnn

➔ Sözlük sırasında önce gelen harfi boyayalım.



➔ Harflerden sonra gelen harfleri yazalım.



→ Alfabemizdeki harflerin büyük ve küçük yazılışlarını yazılış yönüne dikkat ederek örnekteki gibi yazalım.

