



















Adı Soyadı :

Numarası :


Konu: Çıkarma İşlemleri Etkinliği 5

Aşağıdaki çıkarma işlemlerini yapınız .




Aşağıdaki çıkarma işlemlerini örnekte gösterildiği gibi yan yana ve alt alta yapınız.

$6 - 2 = 4$




6
- 2
—
4

$7 - 5 = \dots$




....
-
—
....

$9 - 3 = \dots$




....
-
—
....

$8 - 6 = \dots$




....
-
—
....

$10 - 4 = \dots$




....
-
—
....

$11 - 5 = \dots$




....
-
—
....

$13 - 4 = \dots$



....
-
—
....

$15 - 6 = \dots$



....
-
—
....