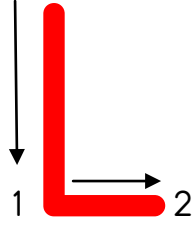


"l" harfinin ok yönünde önce havada parmağımızla yazalım.



"l" sesi varlıkların isimlerinin neresindedir? Bulduğu yere göre kutuları boyayalım.



--	--	--



--	--	--



--	--	--



--	--	--



--	--	--



--	--	--






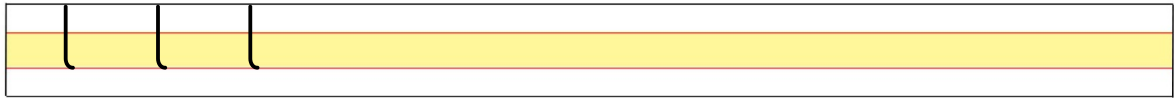
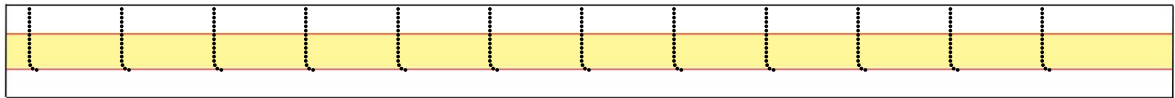
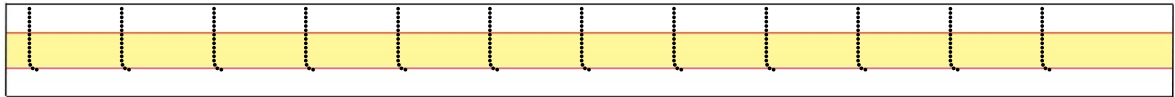
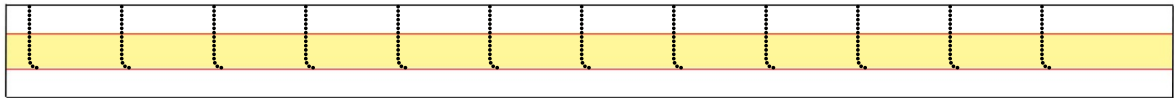
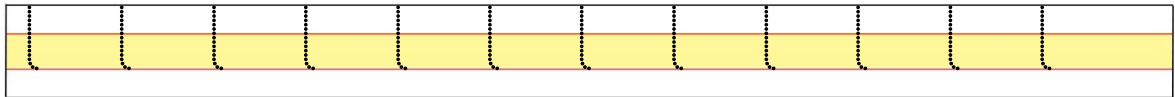
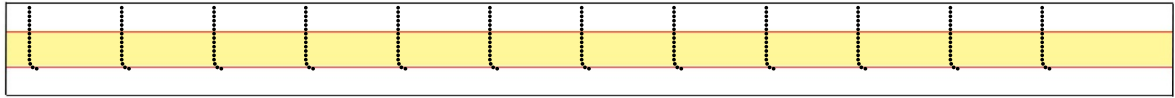
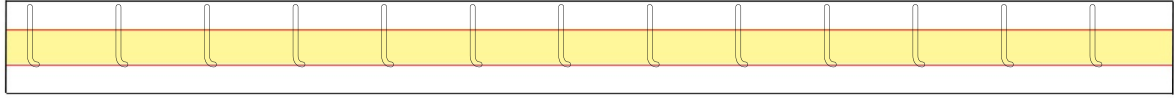
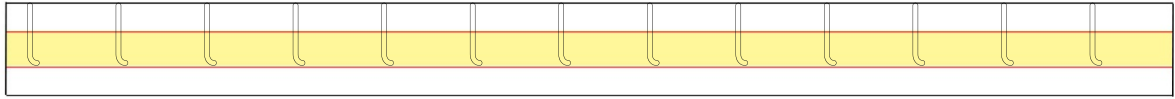
--	--	--

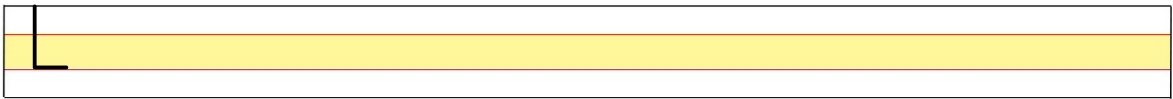
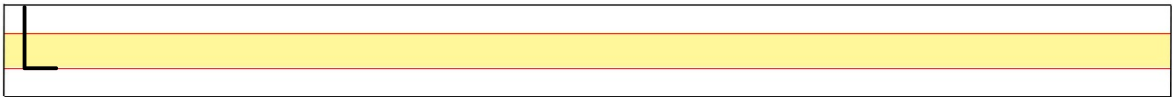
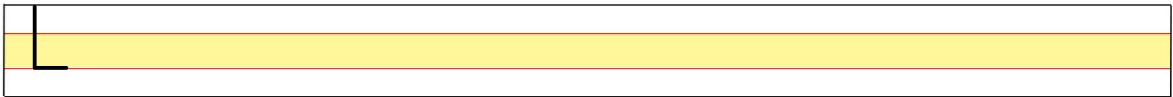
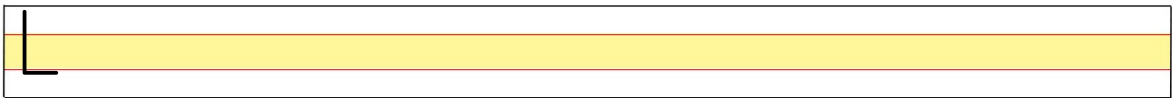

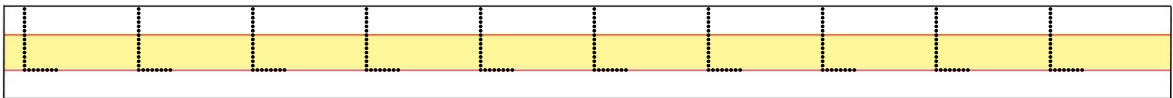
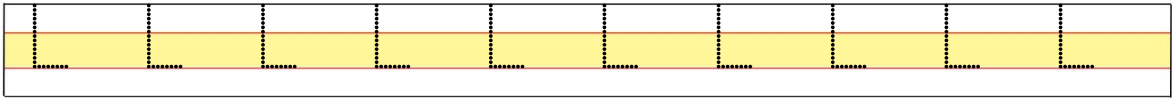
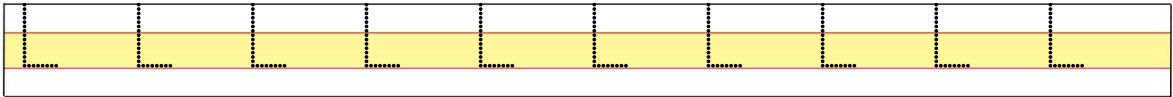
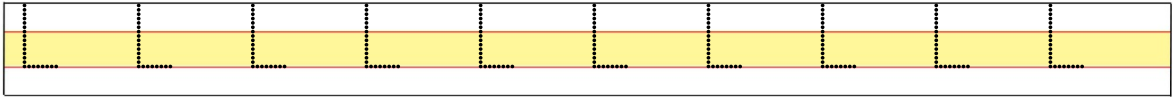
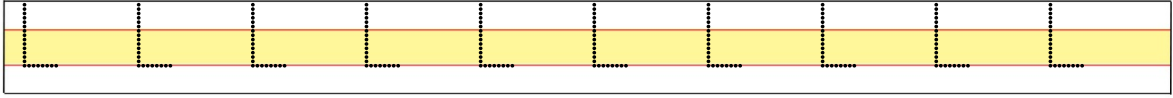
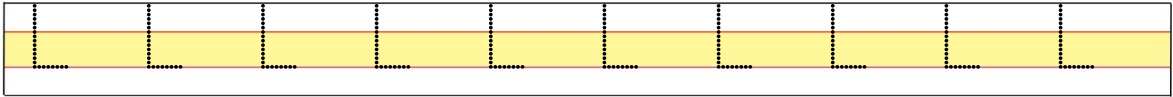


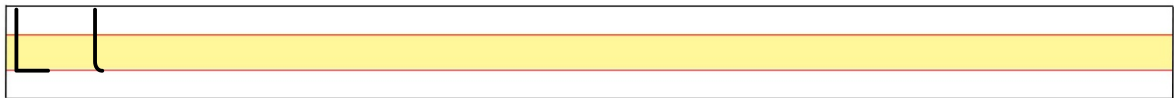






--	--	--



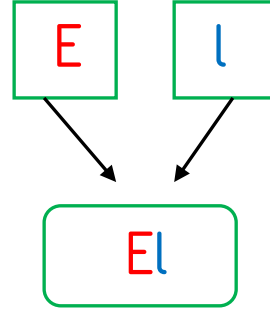
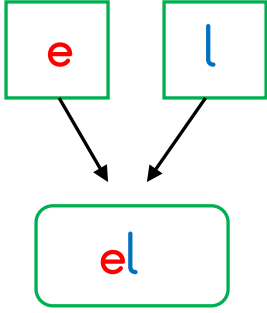
--	--	--







Harfleri okuyalım.Yazalım



el el el el el el el el el

el el el el el el el el el

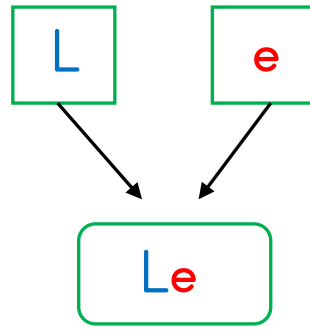
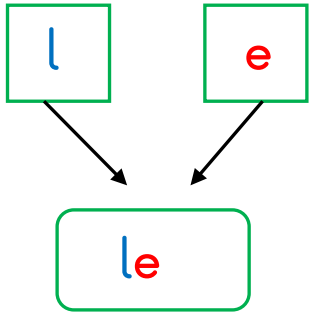
el el

el

El

El

El el



le le le le le le le le le

le le le le le le le le le

le

le

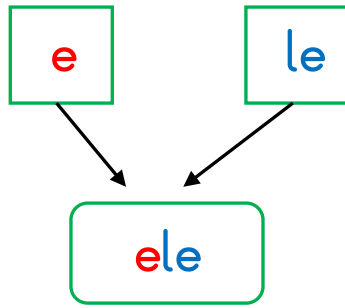
le

Le Le

Le

Le le

Le le



ele ele ele



ele



ele ele ele ele ele ele ele

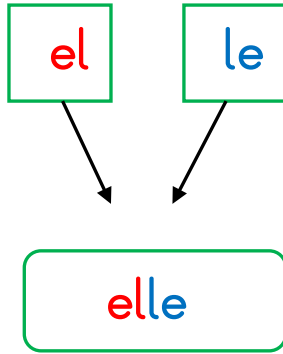
ele ele ele ele ele

ele ele

ele

ele ele ele ele ele ele Ele

Ele ele



elle



elle



elle

elle elle elle elle elle elle

elle elle elle elle elle elle

elle

elle

elle

el ele
el ele



El ele

el ele
El ele



el ele el ele el ele

el ele el ele el ele


el ele el ele

el ele

El ele El ele El ele

El ele

☀️ Aşağıdaki şekiller içinde "l" harflerini bulup yuvarlak içine alınız.



☀️ Aşağıdaki görsellerden "l" sesi bulunanları altlarındaki kutuları boyayınız.



☀️ Aşağıdaki cümlede "l" harflerini bulup yuvarlak içine alalım.

Leylek ağcın dalına kondu.

☀️ Aşağıdaki satıra "L, l" harfleri yazalım

L

l