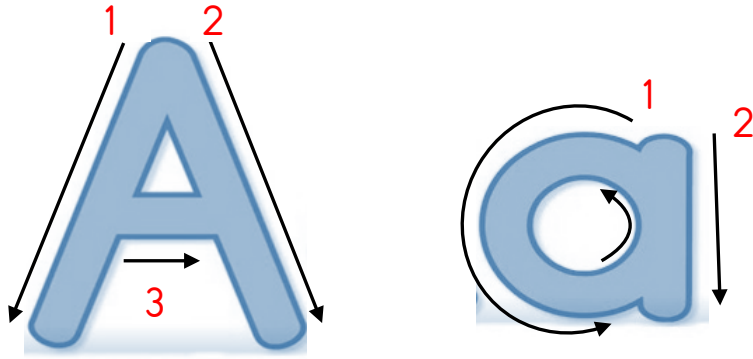




"a" harfinin ok yönünde önce havada parmağımızla yazalım.



İsminin başında "a" sesi olan görsellerin altındaki kutuyu boyayalım.






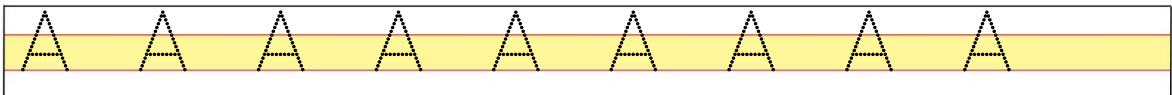
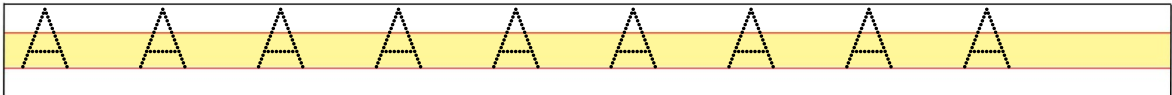
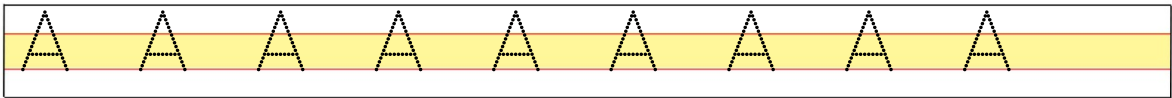
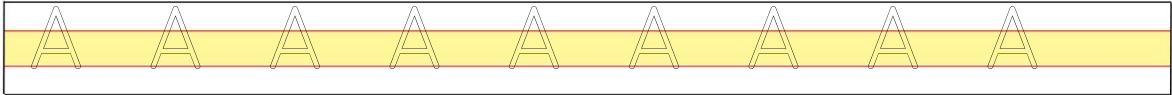


İsminin içinde "a" sesi olan görselleri boyayalım.





A a





a



a a a a a a a a a a

a a a a a a a a a a

a a a a a a a a a a

a a a a a a a a a a

a a a a

a a

a

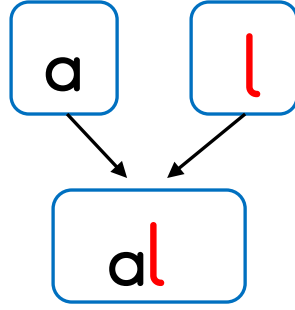
a

a

A a

A a

Okuyalım, Yazalım



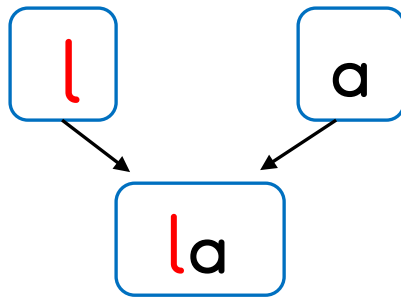
al al al al al al al al al

al al al al al al al al al

al al al al al

al al

al



la la la la la la la la

la la la la la la la la

la la

la

E la
Ela



e la
ela

Ela

Ela Ela Ela Ela Ela Ela

Ela Ela Ela Ela Ela Ela

Ela

Ela

al a
ala

ala

ala ala ala ala ala ala

ala ala ala ala

ala



la

le

lale

lale



lale lale lale lale lale lale


lale lale lale lale lale lale


lale lale lale

Lale

Lale



Lale ala  al.

Lale ala  al.

Blank handwriting line


Blank handwriting line




Ela ala lale al.

Ela ala lale al.



Lale  al.

Lale  al.



Okuyalım, Yazalım



EL ELE

Ela, Lale el ele

El ele el ele

Ela, Lale el ele

El ele el ele

Ela, Lale el ele

Blank writing line with a yellow highlight.

Blank writing line with a yellow highlight.

Blank writing line with a yellow highlight.

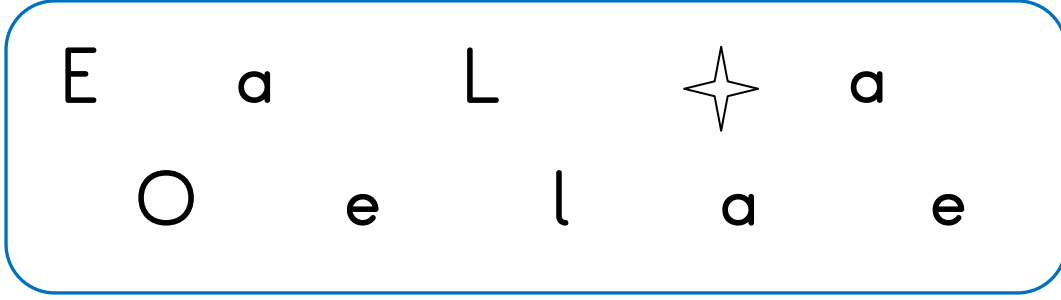
Blank writing line with a yellow highlight.

Blank writing line with a yellow highlight.

Blank writing line with a yellow highlight.

Değerlendirme

Aşağıdaki şekiller içinde "a" harfini bulup daire içine alalım




Aşağıdaki cümlede "a" harflerini yuvarlak içine alalım.

Lale kırmızı toka al.

Ela ip atla

Aşağıdaki görsellerden, isminde "a" sesi olanları boyayalım.



Aşağıdaki satıra "A, a" yazalım

A

a