








"i" harfinin ok yönünde önce havada parmağımızla yazalım.






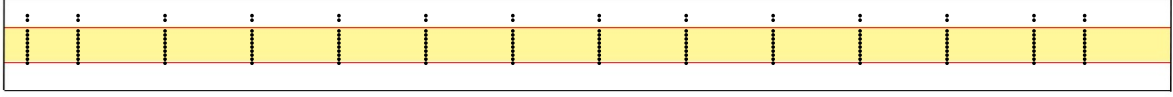
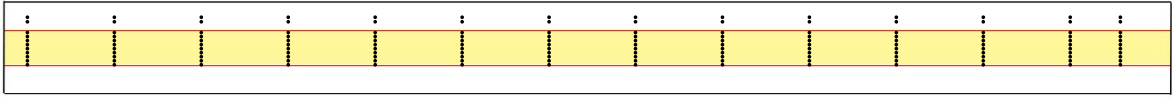
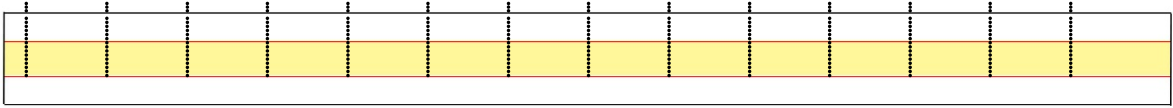
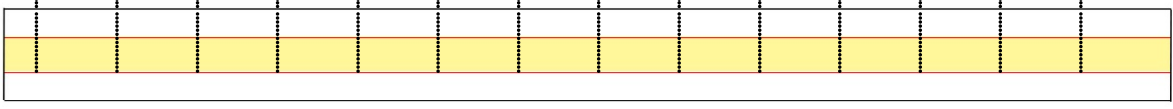
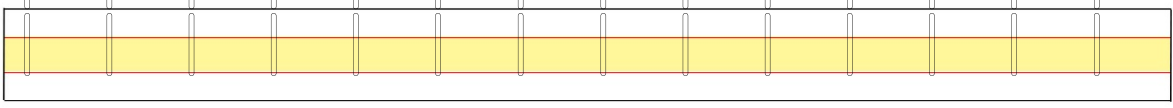
İsminin başında "i" sesi olan görselleri boyayalım.



"i" sesi bulunduğu yere göre görselleri boyayalım. (Başında, ortasında, sonunda)



Yazalım



Okuyalım, Yazalım

i l
il

i k
ik



il il il il il

ik ik ik ik ik

Blank handwriting practice lines.

Blank handwriting practice lines.

l i
li

k i
ki

li li li li li

ki ki ki ki ki

Blank handwriting practice lines.

Blank handwriting practice lines.

i li
ili

i ki
iki



ili ili ili ili

iki iki iki iki

Blank handwriting practice lines.

Blank handwriting practice lines.

li l
lil

ki k
kik

Blank handwriting practice lines.

Blank handwriting practice lines.

Okuyalım, Yazalım

ek li
ekli

el li
elli

50



ekli ekli ekli

elli elli elli

ke kik
kekik

kek lik
keklık



kekik kekik kekik

keklık keklık

le ke li
lekeli

a i le
aile



lekeli lekeli

lekeli lekeli

Okuyalım, Yazalım



Ali iki kek al.



Lale keklük al.



Ali elli lale ek.



Anne naneli kek al.



İlke ile Ali el ele.



KEKLİK

Ali keklık al.

İlke ile keklık al.

Al Ali al.

Keklik al.

Ala keklık al.

Ak keklık al



Değerlendirme

✦ Aşağıdaki atasözündeki "i" harflerini bulunuz ve daire içine alınız.

İki cambaz bir ipte oynamaz

✦ Aşağıdaki kutulardaki kelimeleri "i" harfi ile tamamlayalım.
Okuyalım.

ik__

AL__

ell__

__lk

__lk

l__la

__le

eL__

✦ Aşağıdaki kelimeleri görsellerle eşleştirelim.

keklik

aile

elli



50



KEKLİK

Ali keklık elle.

Elle Ali elle.

İlke ile keklık elle.

İki keklık elle.

İlke ala keklık elle.

Ali ak keklık elle.

EK

Ela lale ek.

Ali ile lale ek.

Ek, Ela lale ek.

Ek, Ali lale ek.

İlke ala lale ek.