

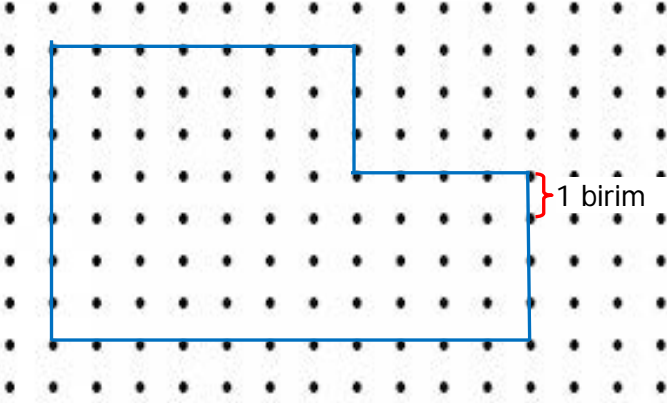


Adı Soyadı :

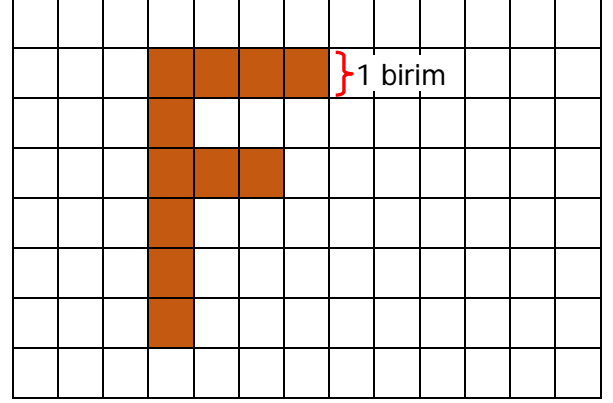
Numarası :

Konu: Şekillerin Çevre Uzunlukları (Kare ve Dikdörtgenin Çevre Uzunlukları) Etkinliği

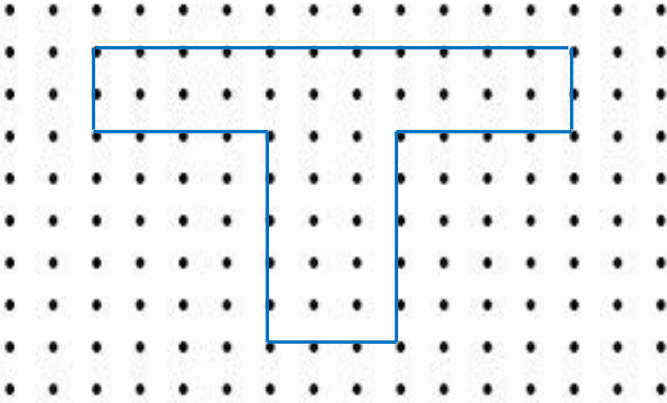
Aşağıdaki şekillerin çevre uzunluklarını altlarına yazınız. (Noktalar arası 1 birimdir.)



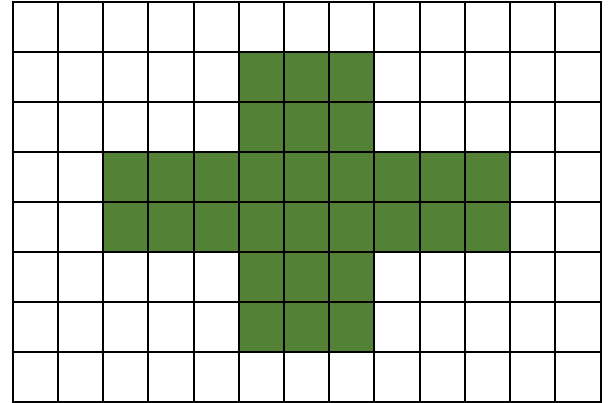
Ç =



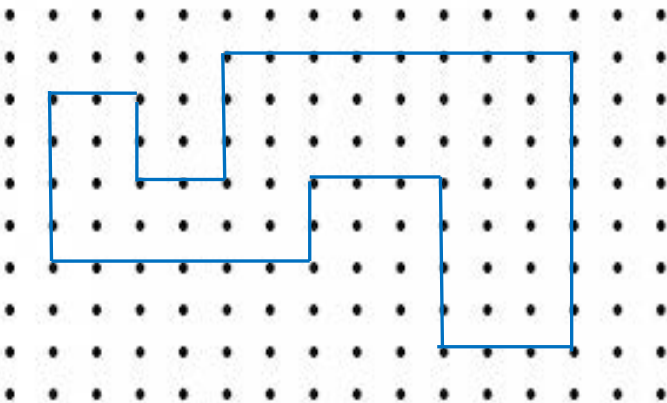
Ç =



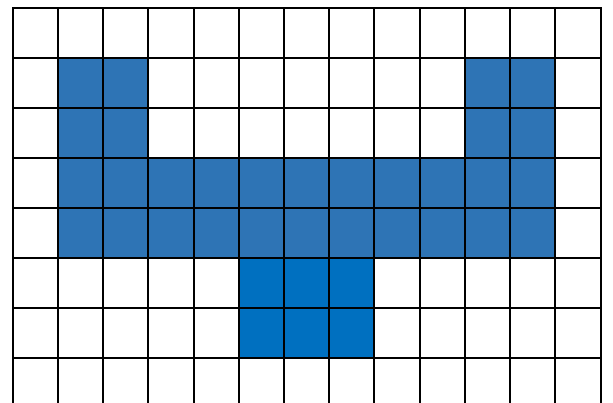
Ç =



Ç =



Ç =



Ç =

Aşağıda kenar uzunlukları verilen karelerin örnekteki gibi iki farklı şekilde çevre uzunluklarını bulunuz.



$$\text{Ç} = 2 + 2 + 2 + 2 = 8 \text{ cm}$$

veya


$$\text{Ç} = 4 \times 2 = 8 \text{ cm}$$



$$\text{Ç} = \dots\dots\dots$$

veya

$$\text{Ç} = \dots\dots\dots$$



$$\text{Ç} = \dots\dots\dots$$

veya

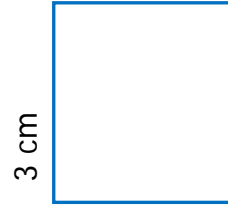
$$\text{Ç} = \dots\dots\dots$$



$$\text{Ç} = \dots\dots\dots$$

veya

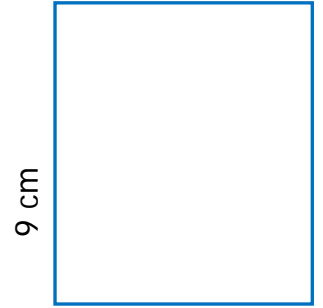
$$\text{Ç} = \dots\dots\dots$$



$$\text{Ç} = \dots\dots\dots$$

veya

$$\text{Ç} = \dots\dots\dots$$




$$\text{Ç} = \dots\dots\dots$$

veya

$$\text{Ç} = \dots\dots\dots$$

Aşağıda çevre uzunlukları verilen karelerin örnekteki gibi bir kenar uzunluğunu bulunuz.



$$\text{Çevre uzunluğu} = 20 \text{ cm}$$

$$\text{Kenar uzunluğu} = 20 \div 4 = 5 \text{ cm}$$



$$\text{Çevre uzunluğu} = 52 \text{ cm}$$

$$\text{Kenar uzunluğu} = \dots\dots\dots = \dots \text{ cm}$$



$$\text{Çevre uzunluğu} = 40 \text{ cm}$$

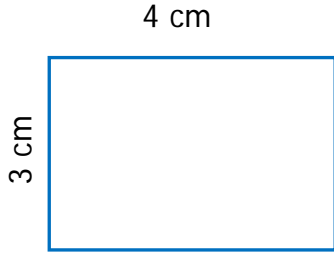
$$\text{Kenar uzunluğu} = \dots\dots\dots = \dots \text{ cm}$$



$$\text{Çevre uzunluğu} = 72 \text{ cm}$$

$$\text{Kenar uzunluğu} = \dots\dots\dots = \dots \text{ cm}$$

Aşağıda kenar uzunlukları verilen dikdörtgenlerin örnekteki gibi iki farklı şekilde çevre uzunluklarını bulunuz.



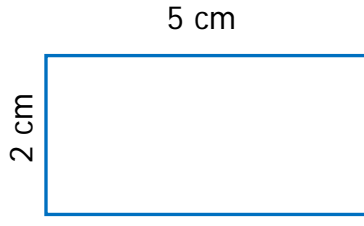
$$\text{Ç} = 4 + 4 + 2 + 2 = 12 \text{ cm}$$

veya

$$4 \times 2 = 8 \text{ cm}$$

$$3 \times 2 = 6 \text{ cm}$$

$$\text{Ç} = 8 + 6 = 14 \text{ cm}$$



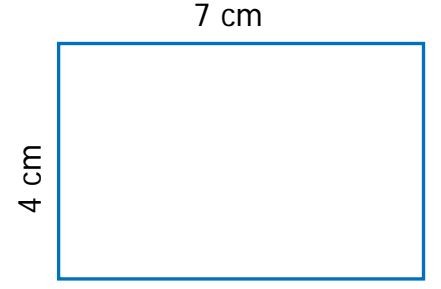
$$\text{Ç} = \dots\dots\dots$$

veya

$$\dots\dots\dots$$

$$\dots\dots\dots$$

$$\text{Ç} = \dots\dots\dots$$



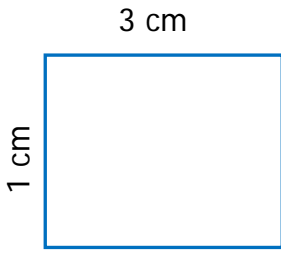
$$\text{Ç} = \dots\dots\dots$$

veya

$$\dots\dots\dots$$

$$\dots\dots\dots$$

$$\text{Ç} = \dots\dots\dots$$



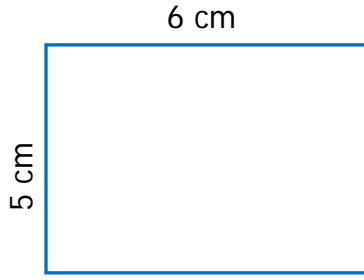
$$\text{Ç} = \dots\dots\dots$$

veya

$$\dots\dots\dots$$

$$\dots\dots\dots$$

$$\text{Ç} = \dots\dots\dots$$



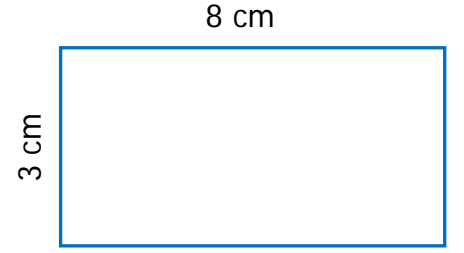
$$\text{Ç} = \dots\dots\dots$$

veya

$$\dots\dots\dots$$

$$\dots\dots\dots$$

$$\text{Ç} = \dots\dots\dots$$



$$\text{Ç} = \dots\dots\dots$$

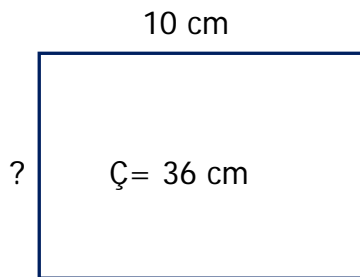
veya

$$\dots\dots\dots$$

$$\dots\dots\dots$$

$$\text{Ç} = \dots\dots\dots$$

Aşağıda çevre uzunlukları verilen dikdörtgenlerin bir kenar uzunluğunu bulunuz.

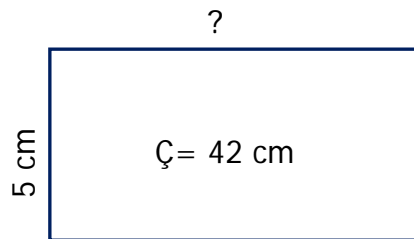


$$\dots \times \dots = \dots$$

$$\dots - \dots = \dots$$

$$\dots \div \dots = \dots$$

$$\text{Ç} = \dots \text{ cm}$$



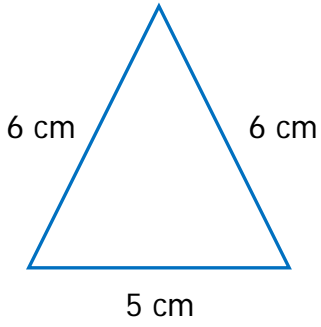
$$\dots \times \dots = \dots$$

$$\dots - \dots = \dots$$

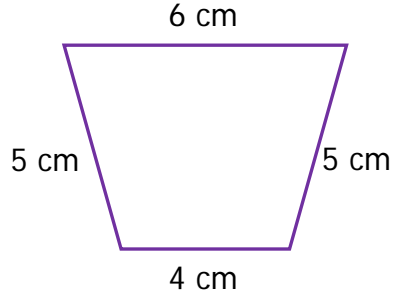
$$\dots \div \dots = \dots$$

$$\text{Ç} = \dots \text{ cm}$$

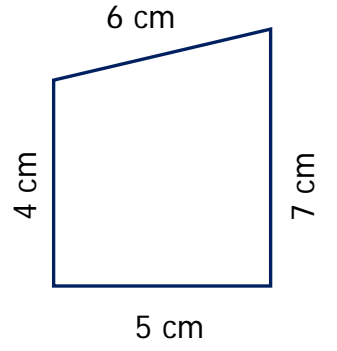
Aşağıdaki şekillerin çevre uzunluklarını bulunuz.



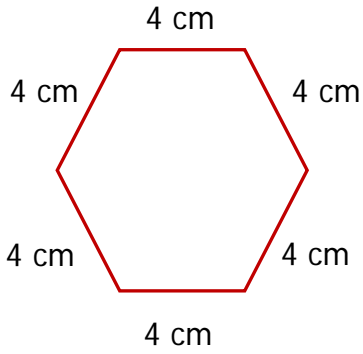
Ç =



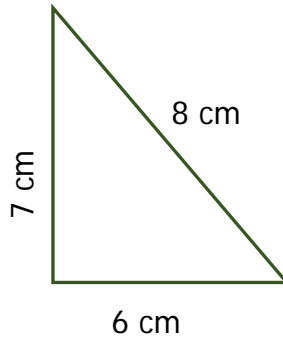
Ç =



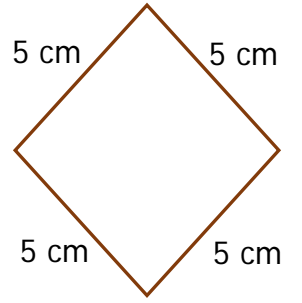
Ç =



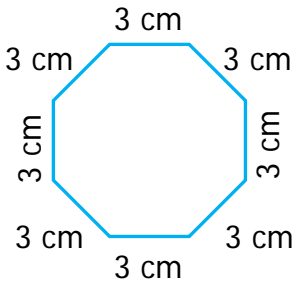
Ç =



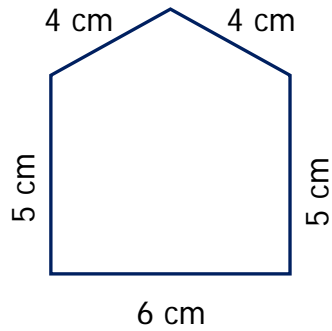
Ç =



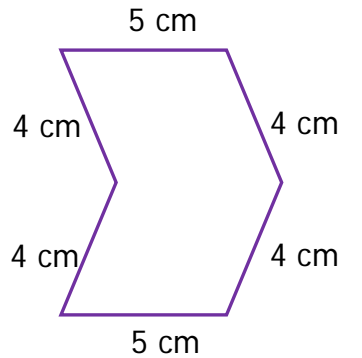
Ç =



Ç =



Ç =



Ç =