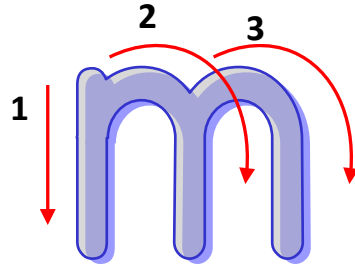
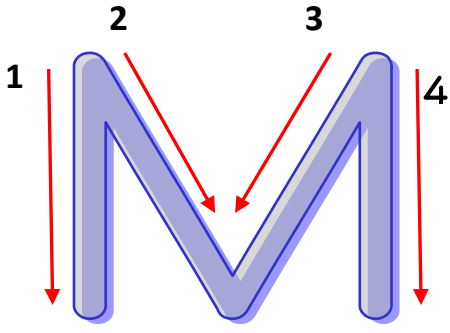




"m" harfini ok yönünde önce havada parmağımızla yazalım.



İsminin başında "m" sesi olan görselleri boyyalım.




"m" sesi varlığın neresindedir? İşaretleyelim. (Başında ise ilk kutucuğu, ortasına ise orta kutucuğu, sonunda ise en son kutucuğu boyyalım.)




--	--	--



--	--	--



--	--	--



--	--	--


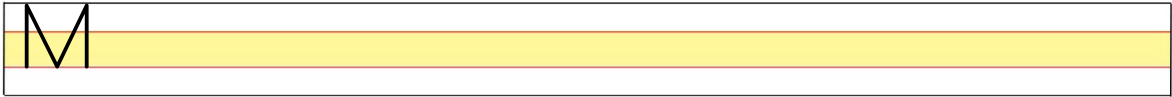
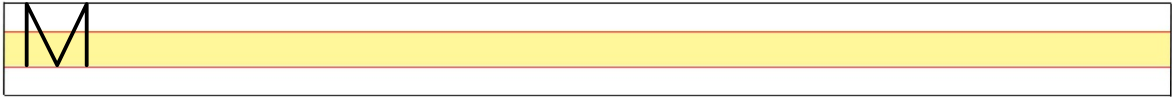

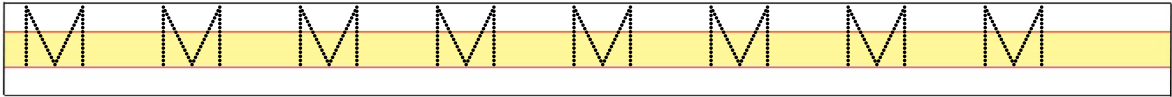
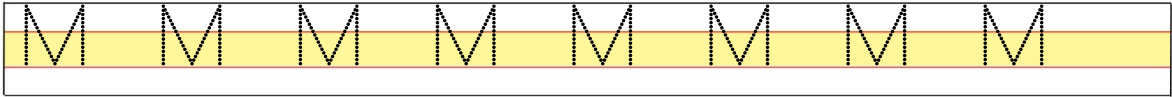
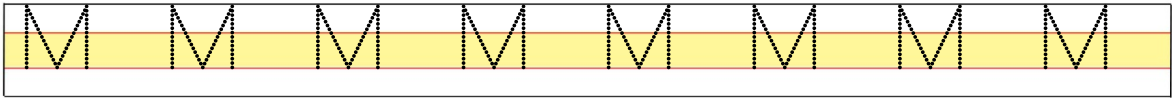
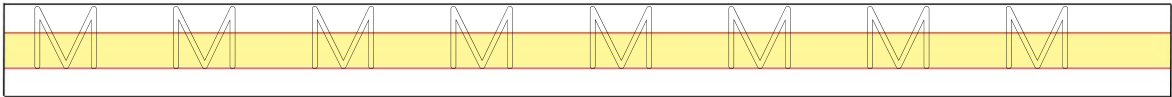
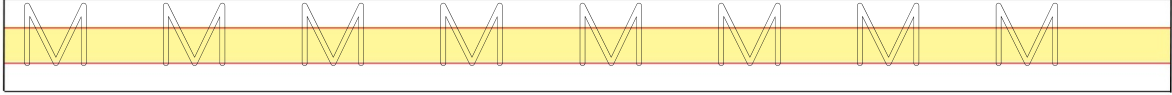


--	--	--

# Yazalım



# M





# Yazalım



m

m m m m m m m m m

m m m m m m m m m

m m m m m m m m m

m m m m m m m m m

m m m m

m m

m

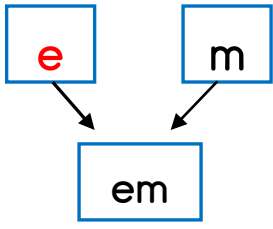
m

m

M m

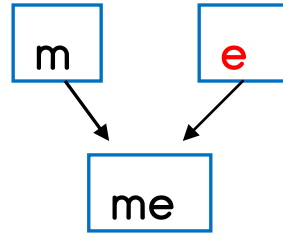
M m

Okuyalım, Yazalım



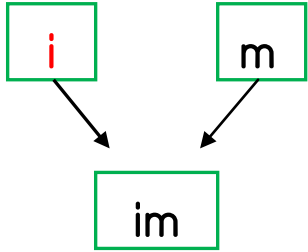
me me me me

me me me me



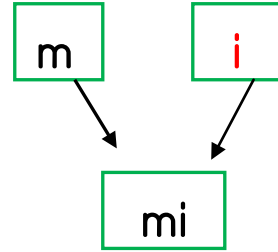
me me me me

me me me me



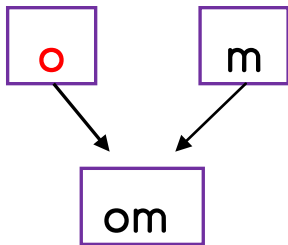
im im im im

im im im im



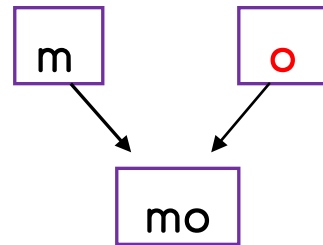
mi mi mi mi

mi mi mi mi



om om om om

om om om om



mo mo mo mo

mo mo mo mo

Okuyalım, Yazalım

a ma  
ama

ma ni  
mani

ama ama ama

mani mani

mi ne  
Mine

e min  
Emin

Mine Mine Mine

Emin Emin Emin



el ma  
elma

mo la  
mola

elma elma

mola mola

Okuyalım, Yazalım

e mel  
Emel

ke mal  
Kemal



Emel Emel

Kemal Kemal



li mon  
limon

li man  
liman

limon limon

liman liman



ke mik  
kemik

ko mik  
komik



kemik kemik

komik komik

Okuyalım, Yazalım

ka lem  
kalem



ki lim  
kilim



kalem kalem

kilim kilim

Blank handwriting practice lines for the word 'kalem'.

Blank handwriting practice lines for the word 'kilim'.

me lek  
melek

ke man  
keman



melek melek

keman keman

Blank handwriting practice lines for the word 'melek'.

Blank handwriting practice lines for the word 'keman'.

mi nik  
minik

kim lik  
kimlik

minik minik

kimlik kimlik

Blank handwriting practice lines for the word 'minik'.

Blank handwriting practice lines for the word 'kimlik'.

Okuyalım, Yazalım

Aşağıda boş bırakılan yerlere uygun heceleri yerleştirelim.

kalma..  
elle....  
al.....  
ak...

me  
ma

in....  
anla....  
ek....  
kon..

Verilen harflerden varlıkların adlarını yazalım



m k a e  
k n



i m k l  
m k i



m k  
a e l



m a e l  
a e l



Okuyalım, Yazalım



Melek iki kilim al.



Mine koli koli limon al.



Emel on ekmek al.



Emin o keman.



Emine al al elma al.



Okuyalım, Yazalım

AL

Al Mine al.

Elma al, limon al.

İkili ekme al.

Minik minik nane al.

Melek kekik al.








## Değerlendirme

★ Aşağıdaki görsellerde "m" harfi olanları işaretleyiniz.



★ Aşağıdaki boş yerleri "m" harfi ile tamamlayalım. Okuyalım

\_akine

li\_on

ke\_an


★ Aşağıdaki görselleri sözcüklerle eşleştirelim.



elma



ekmek



keman



ekmek

Okuyalım

## MİNİK

Emel, elma minik minik .

Mine ne komik.

O elma kime?

Al elma eline

Emin, on elma al.

## EKMEK

Anne ekmek al.

Nine iki ekmek al.

Kemal naneli ekmek al.

Ali kekik ekme.

Emine koli koli limon al.