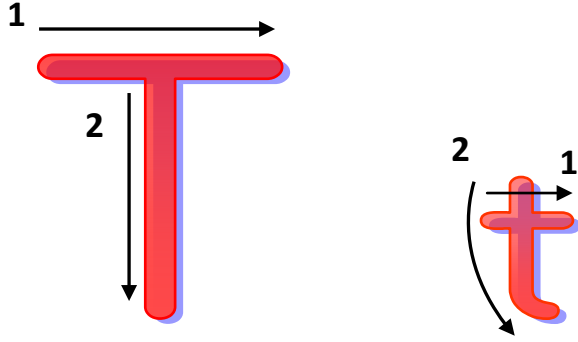
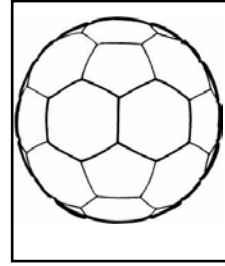




"t" harfini ok yönünde önce havada parmağımızla yazalım.



"t" sesi ile başlayan varlıkları boyayalım.




"t" sesi varlığın neresindedir? İşaretleyelim. (Başında ise ilk kutucuğu, ortasında ise orta kutucuğu, sonunda ise en son kutucuğu boyayalım.)



--	--	--



--	--	--






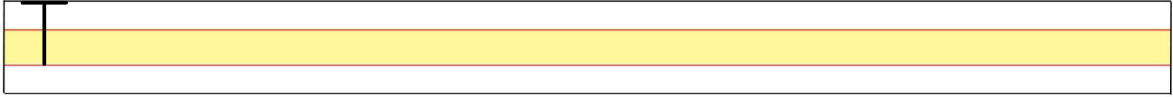

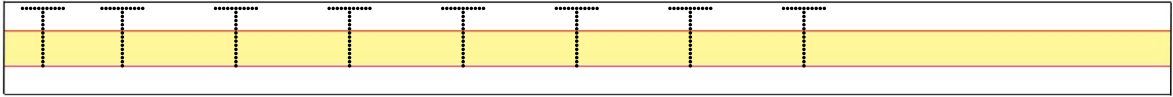
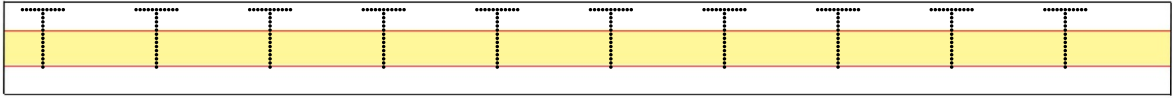
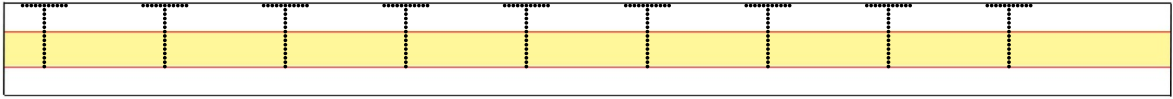
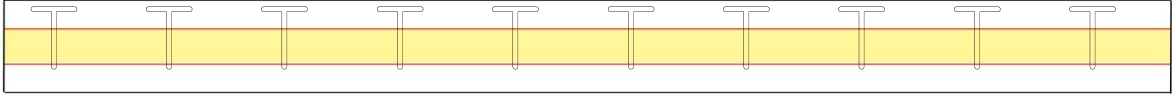

--	--	--






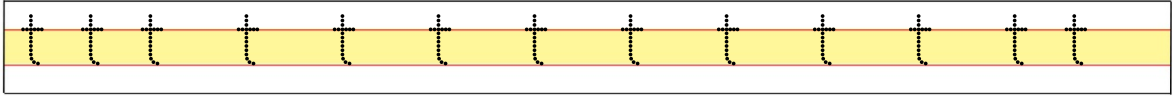
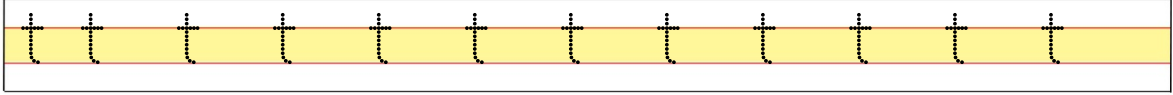
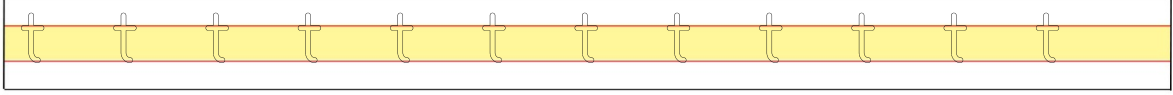
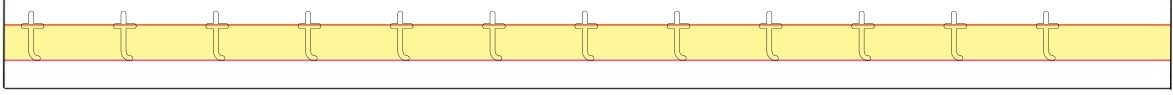
--	--	--

--	--	--


# Yazalım



# Yazalım



Okuyalım, Yazalım



e t  
et

\_\_\_\_\_

\_\_\_\_\_

\_\_\_\_\_



t e  
te

\_\_\_\_\_

\_\_\_\_\_

\_\_\_\_\_



te t  
tet

\_\_\_\_\_

\_\_\_\_\_

\_\_\_\_\_

a t  
at

\_\_\_\_\_

\_\_\_\_\_

\_\_\_\_\_



t a  
ta

\_\_\_\_\_

\_\_\_\_\_

\_\_\_\_\_



ta t  
tat

\_\_\_\_\_

\_\_\_\_\_

\_\_\_\_\_

i t  
it

\_\_\_\_\_

\_\_\_\_\_

\_\_\_\_\_



t i  
ti

\_\_\_\_\_

\_\_\_\_\_

\_\_\_\_\_



ti t  
tit

\_\_\_\_\_

\_\_\_\_\_

\_\_\_\_\_

o t  
ot

\_\_\_\_\_

\_\_\_\_\_

\_\_\_\_\_



t o  
to

\_\_\_\_\_

\_\_\_\_\_

\_\_\_\_\_



to t  
tot

\_\_\_\_\_

\_\_\_\_\_

\_\_\_\_\_

u t  
ut

\_\_\_\_\_

\_\_\_\_\_

\_\_\_\_\_



t u  
tu

\_\_\_\_\_

\_\_\_\_\_

\_\_\_\_\_



tu t  
tut

\_\_\_\_\_

\_\_\_\_\_

\_\_\_\_\_

Okuyalım, Yazalım

ta m  
tam



Blank handwriting lines for the word 'tam'.

te l  
tal

Blank handwriting lines for the word 'tal'.

te k  
tek

Blank handwriting lines for the word 'tek'.

ka t  
kat

Blank handwriting lines for the word 'kat'.

ko t  
kot

Blank handwriting lines for the word 'kot'.

ku t  
kut

Blank handwriting lines for the word 'kut'.

to k  
tok

Blank handwriting lines for the word 'tok'.

ta k  
tak

Blank handwriting lines for the word 'tak'.

ti k  
tik

Blank handwriting lines for the word 'tik'.

ne t  
net

Blank handwriting lines for the word 'net'.

na t  
um

Blank handwriting lines for the word 'um'.

ni t  
um

Blank handwriting lines for the word 'um'.

ma t  
mat

Blank handwriting lines for the word 'mat'.

A ta  
Ata

Blank handwriting lines for the word 'Ata'.

al t  
alt

Blank handwriting lines for the word 'alt'.

Okuyalım, Yazalım

to

ka

Handwriting practice line with a yellow middle band.

ta

ka

Handwriting practice line with a yellow middle band.

ki

lit

Handwriting practice line with a yellow middle band.

tak

lit

Handwriting practice line with a yellow middle band.

at

let

Handwriting practice line with a yellow middle band.

om

let

Handwriting practice line with a yellow middle band.

o

tel

Handwriting practice line with a yellow middle band.

ta

til

Handwriting practice line with a yellow middle band.

u

nut

Handwriting practice line with a yellow middle band.

ko

nut

Handwriting practice line with a yellow middle band.

Okuyalım, Yazalım

na ne li

Blank writing line with a yellow highlight.

ta ne li

Blank writing line with a yellow highlight.

e ti ket

Blank writing line with a yellow highlight.

u nut tu

Blank writing line with a yellow highlight.

at let li

Blank writing line with a yellow highlight.

ki lit li

Blank writing line with a yellow highlight.

u nut ma

Blank writing line with a yellow highlight.

to ka la

Blank writing line with a yellow highlight.

om let le

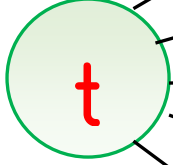
Blank writing line with a yellow highlight.

ko nut lu

Blank writing line with a yellow highlight.

Okuyalım, Yazalım

Aşağıdaki boş bırakılan yerlere " t " harfi yazalım. Okuyalım



atle\_

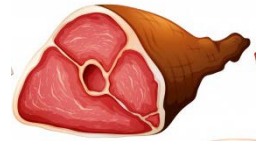
kili\_

\_a\_il

\_ilki








e\_tek




Aşağıdaki görsellerin adlarını yazalım.














Sembollerin ifade ettiđi harfleri yazalım.Bulduđumuz kelimeyi okuyalım.




						
e	a	l	o	m	k	t




Okuyalım, Yazalım

Tuna kutu alma.



Talat teli tut.



Meltem toka tak.



Umut takla at.



Mine etek al.



Okuyalım, Yazalım

## TOKA

Mine toka al.

Meltem toka tak.

İki telli toka tak.

Anneme toka al.

Tak anne, toka tak.







## Değerlendirme

Aşağıda karışık verilen kelimelerden cümle oluşturalım.

al

Talat

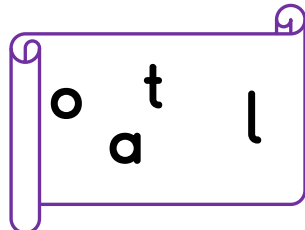
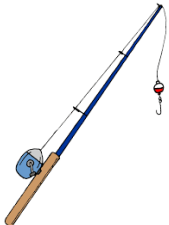
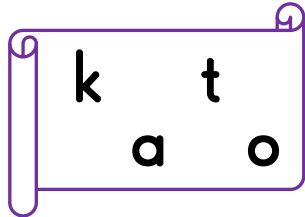
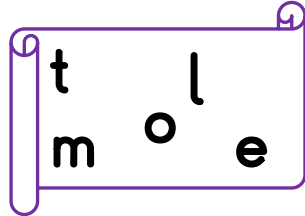
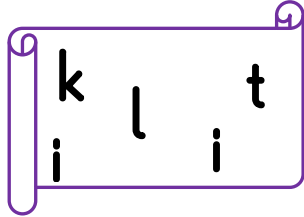
kilit

toka

alma

Meltem

Verilen harflerden varlıkların adlarını yazalım



Okuyalım, Yazalım

## UNUTMA

Ali kalemi unutma.

Utku etiketi unutma.

Temel mumu unutma.

Talat kiliti unutma.

## OLTA

Tekin olta al.

Temel olta al.

Tekin olta ile  tut.

Talat olta ile  tut.

Olta ile  tut.