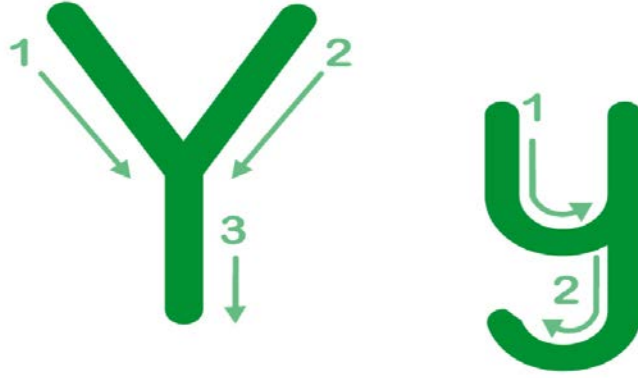





"y" harfini ok yönünde önce havada parmağımızla yazalım.



"y" sesi ile başlayan varlıkları boyayalım.



"y" sesi varlığın neresindedir? İşaretleyelim. (Başında ise ilk kutucuğu, ortasında ise orta kutucuğu, sonunda ise en son kutucuğu boyayalım.)




--	--	--



--	--	--



--	--	--




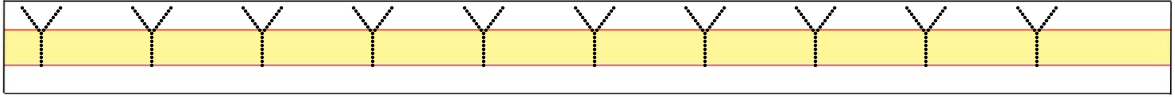
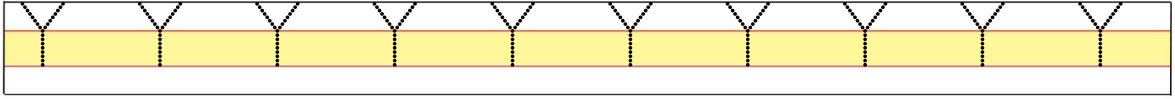
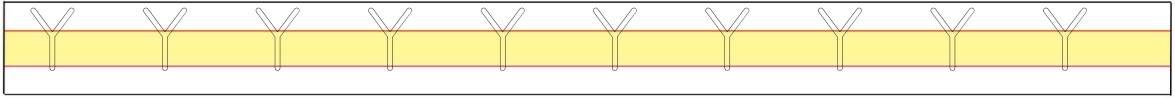
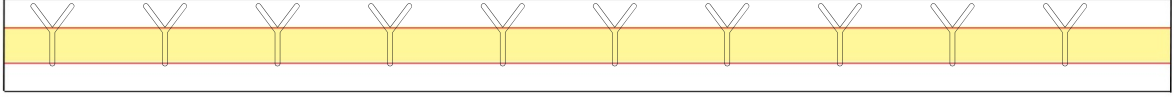


--	--	--




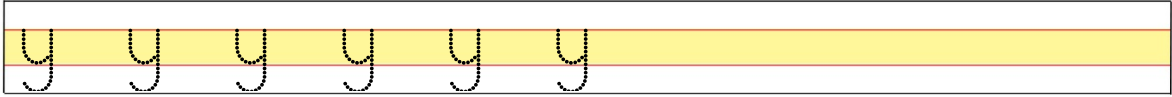
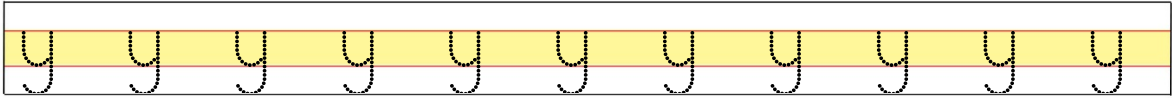
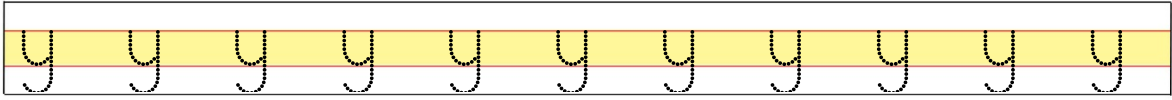
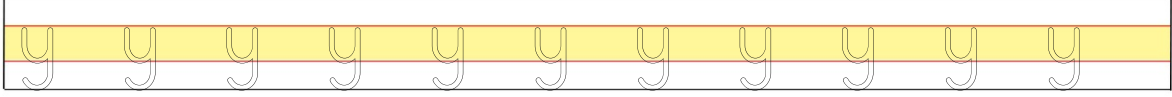
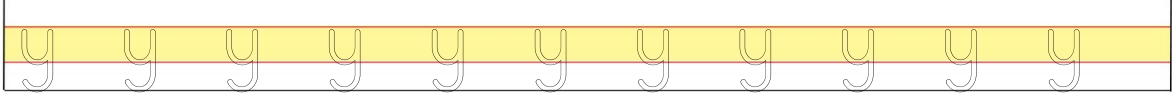


--	--	--

# Yazalım



# Yazalım



Okuyalım, Yazalım



e y  
ey

Handwriting practice lines for 'ey'




y e  
ye

Handwriting practice lines for 'ye'



ye y  
yey

Handwriting practice lines for 'yey'



a y  
ay

Handwriting practice lines for 'ay'



y a  
ya

Handwriting practice lines for 'ya'



ya y  
yay

Handwriting practice lines for 'yay'



i y  
iy

Handwriting practice lines for 'iy'



y i  
yi

Handwriting practice lines for 'yi'



yi y  
yiy

Handwriting practice lines for 'yiy'

o y  
oy

Handwriting practice lines for 'oy'



y o  
yo

Handwriting practice lines for 'yo'



yo y  
yoy

Handwriting practice lines for 'yoy'

u y  
uy

Handwriting practice lines for 'uy'



y u  
yu

Handwriting practice lines for 'yu'



yu y  
yuy

Handwriting practice lines for 'yuy'

Okuyalım, Yazalım

ta y  
tay



\_\_\_\_\_

tü y  
tüy

\_\_\_\_\_

to y  
toy

\_\_\_\_\_

ya t  
yat

\_\_\_\_\_

yu t  
yut

\_\_\_\_\_

ye t  
yet

\_\_\_\_\_

ye l  
yel

\_\_\_\_\_

yo l  
yol

\_\_\_\_\_

yı l  
yıl

\_\_\_\_\_

ya k  
yak

\_\_\_\_\_

yo k  
yok

\_\_\_\_\_

yü k  
yük

\_\_\_\_\_

ye m  
yem

\_\_\_\_\_

ya m  
yam

\_\_\_\_\_

yu m  
yum

\_\_\_\_\_

Okuyalım, Yazalım

a ya

Handwriting practice line with a yellow highlighted area.

ka ya

Handwriting practice line with a yellow highlighted area.

a yak

Handwriting practice line with a yellow highlighted area.

ka yak

Handwriting practice line with a yellow highlighted area.

ya nak

Handwriting practice line with a yellow highlighted area.

ya tak

Handwriting practice line with a yellow highlighted area.

ya lan

Handwriting practice line with a yellow highlighted area.

ye min

Handwriting practice line with a yellow highlighted area.

ye le

Handwriting practice line with a yellow highlighted area.

ye lek

Handwriting practice line with a yellow highlighted area.

Okuyalım, Yazalım



Aylin, yemek ye.




Yaman, yünlü yelek al.




Ayten, iyi oyun oyna.



Aylin, maymun al.



Ali, tel yumak yumak.



Aşağıdaki görsellerin adlarını yazalım.



Blank lines for writing the name of the sheep.




Blank lines for writing the name of the moon scene.



Blank lines for writing the name of the yarn.



Blank lines for writing the name of the food.



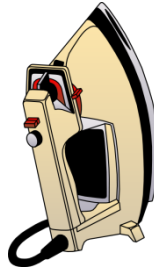
Blank lines for writing the name of the road scene.



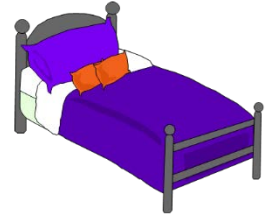
Blank lines for writing the name of the bow.



Blank lines for writing the name of the skier.



Blank lines for writing the name of the ironing board.



Blank lines for writing the name of the bed.



Blank lines for writing the name of the monkey.



Blank lines for writing the name of the stork.



Blank lines for writing the name of the window.



# YATAK

Ayten yatak al.

Ayten iyi yatak al.

Ayla yatakta yat.

Yat Ayla yat.

Yeni yatakta uyu.





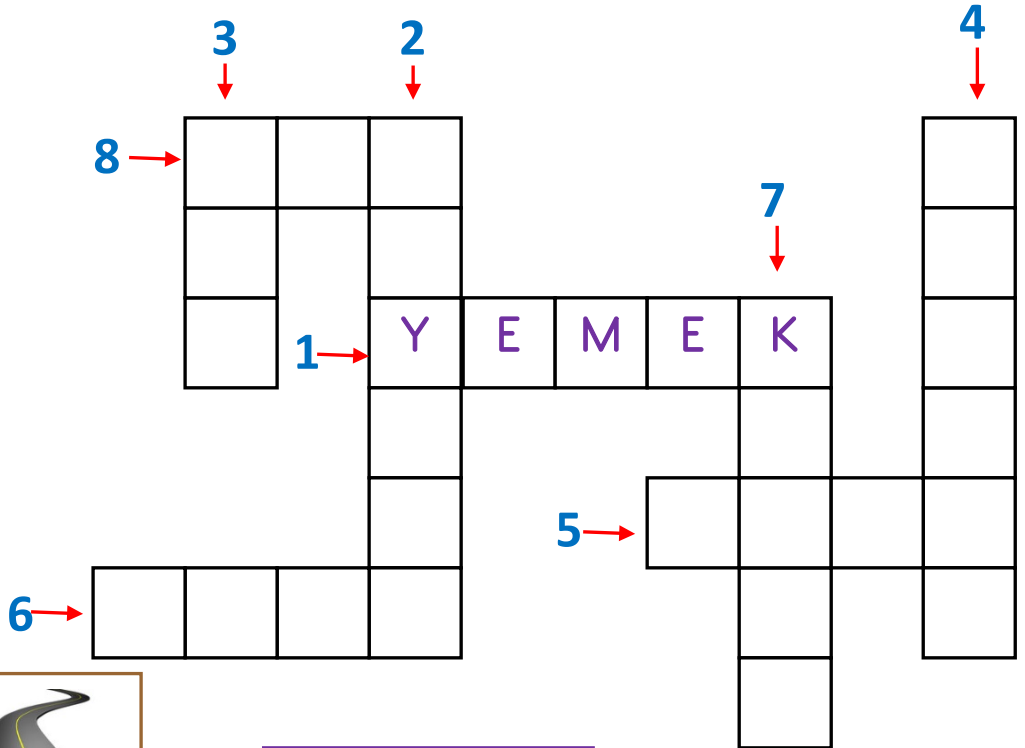

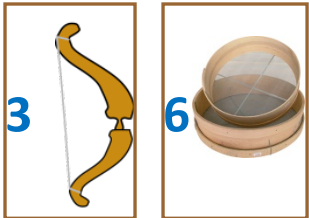
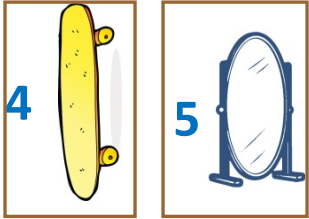


## Değerlendirme

★ Karışık verilen hecelerden örnekteki gibi kelimeler oluşturalım.  
Yazalım

ya	mun	→	
ye	ku		
uy	tak		
a	mek		
may	yak		

★ Aşağıdaki görsellerin adlarını bulmacaya yerleştirelim.



## OYUN

Ayla oyun oyna.

Ayten, ile oyun oyna.

Oyna Ayla oyna.

Ayten ile oyun oyna.

## UYKU

Nalan uyku tulumu al.

Uyku tulumu iyi.

Nalan mutlu mutlu uyu.

İyi uyu, iyi yat.

Uyku tulumu al, yat uyu.