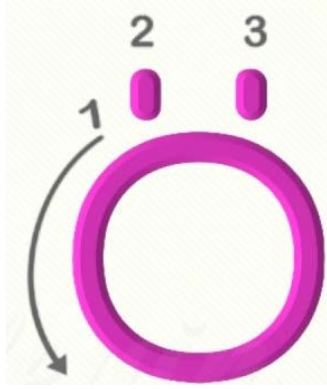


"ö" harfini ok yönünde önce havada parmağımızla yazalım.



"ö" sesi varlığın neresindedir? İşaretleyelim. Görselleri boyayalım.



--	--	--



--	--	--



--	--	--



--	--	--

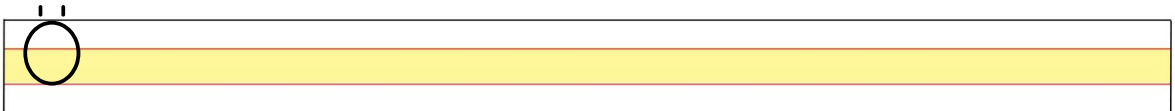
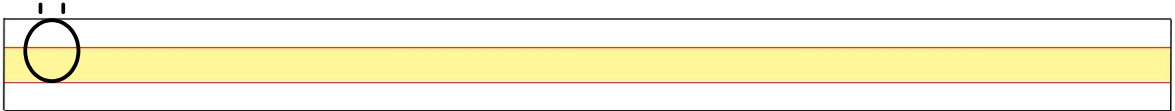

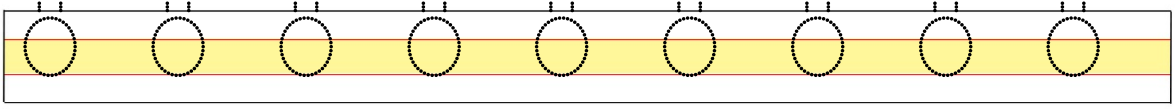
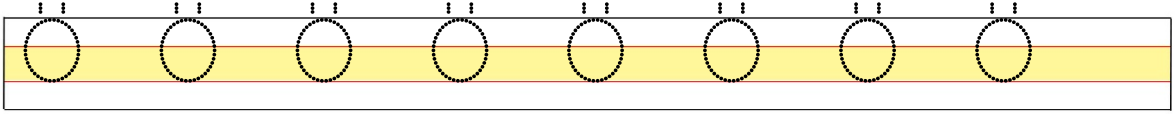
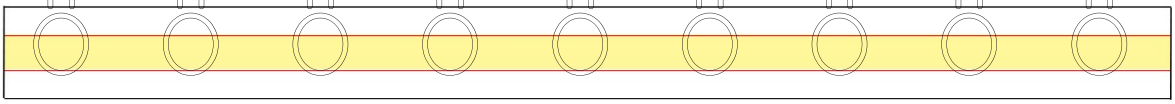
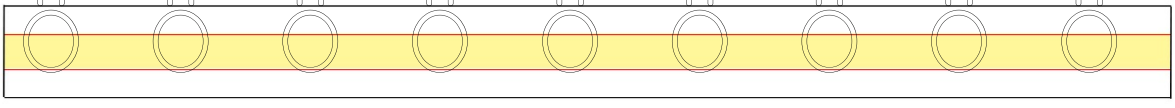
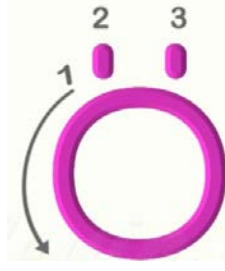


--	--	--



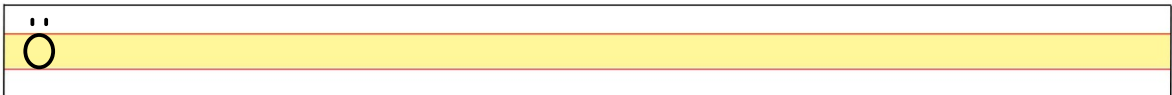
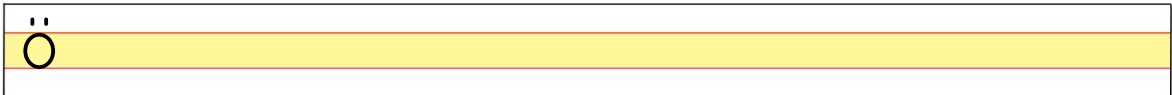


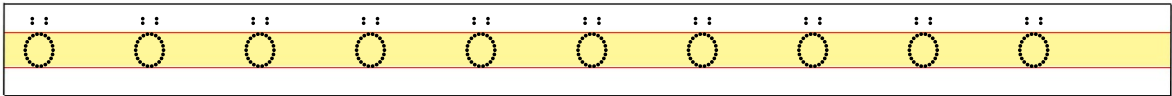
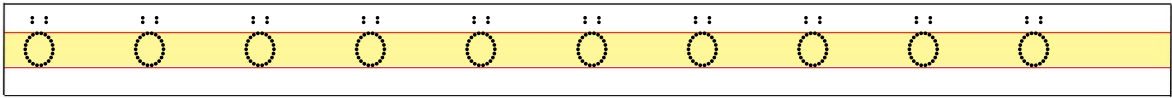
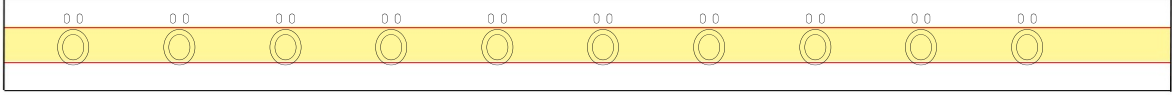
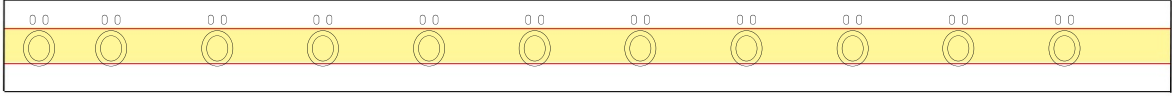

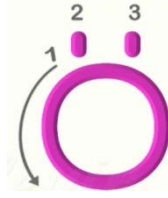


--	--	--

# Yazalım



# Yazalım



Okuyalım, Yazalım



ö l

\_\_\_\_\_



l ö

\_\_\_\_\_



lö l

\_\_\_\_\_

ö k

\_\_\_\_\_



k ö

\_\_\_\_\_



kö k

\_\_\_\_\_

ö n

\_\_\_\_\_



n ö

\_\_\_\_\_



nö n

\_\_\_\_\_

ö m

\_\_\_\_\_



m ö

\_\_\_\_\_



mö m

\_\_\_\_\_

ö t

\_\_\_\_\_



t ö

\_\_\_\_\_



tö t

\_\_\_\_\_

ö y

\_\_\_\_\_



y ö

\_\_\_\_\_



yö y

\_\_\_\_\_

Okuyalım, Yazalım

ö ne



Handwriting practice line with a yellow highlighted middle section.

ö te

Handwriting practice line with a yellow highlighted middle section.

öy le

Handwriting practice line with a yellow highlighted middle section.

kö tü

Handwriting practice line with a yellow highlighted middle section.

köy lü

Handwriting practice line with a yellow highlighted middle section.

kök lü

Handwriting practice line with a yellow highlighted middle section.

ö nem

Handwriting practice line with a yellow highlighted middle section.

ön lem

Handwriting practice line with a yellow highlighted middle section.

yön tem

Handwriting practice line with a yellow highlighted middle section.

kö ken

Handwriting practice line with a yellow highlighted middle section.

kök ten

Handwriting practice line with a yellow highlighted middle section.

yök ten

Handwriting practice line with a yellow highlighted middle section.

öy kü

Handwriting practice line with a yellow highlighted middle section.

kö kü

Handwriting practice line with a yellow highlighted middle section.

ön lük

Handwriting practice line with a yellow highlighted middle section.

yö n

Handwriting practice line with a yellow highlighted middle section.

kö y

Handwriting practice line with a yellow highlighted middle section.

ö nem li

Handwriting practice line with a yellow highlighted middle section.

Okuyalım, Yazalım



Öykü, köyünü anlat.



Ayla, keklik öttü.



Ülkü, önlük al.



Ünal, öykü oku.



Ali, o konu önemli.






Aşağıdaki görsellerin isimlerini yazarak cümleleri tamamlayalım ve okuyalım



Melek, iki ..... al.



Öykü, o ..... yünlü.



Meltem, ..... yemek ye.



Ayten, ..... ütüle.



Önal, ..... tutma.



Ali, köye ..... ek.

## ÖNLÜK

Öykü, önlük tak.

Yemekte önlük tak.

Ayla, önlük iyi.

Emel, önlük önemli.

Yemekte Meltem önlük tak.









## Değerlendirme



Verilen harfleri kelimelerdeki boşluklara yazalım. Oluşan kelimeleri okuyalım

e

İn \_ k

o

\_ kul

l

\_ ey \_ lek

m

\_ ay \_ un

a

k \_ myon

u

k \_ kla

k

ete \_

t

ol \_ a

i

l \_ mon

ü

\_ t \_

n

\_ a \_ eli

y

atöl \_ e



Aşağıdaki cümlelerde boş bırakılan yere uygun kelimeyi yazalım.

limon

önlük

Öykü, ..... tak.

öykü

köy

Ünal, ..... oku.

## ÖYKÜ

Önal, öykü oku.

Önal, öyküyü iyi oku.

Önal, iki öykü oku.

Önal, öyküyü anlat.

Metin, öykü okumak önemli.

## KÖY

Ali, köy iyi.

Öykü, köye  al.

Ayten, on iki ekmek al.

Leyla, köye kekik ek.

Melek, köye nane ek