



"r" harfini ok yönünde önce havada parmağımızla yazalım.



"r" sesi ile başlayan varlıkları boyyalım.



"r" sesi varlığın neresindedir? İşaretleyelim. (Başında ise ilk kutucuğu, ortasında ise orta kutucuğu, sonunda ise en son kutucuğu boyyalım)



--	--	--




--	--	--



--	--	--







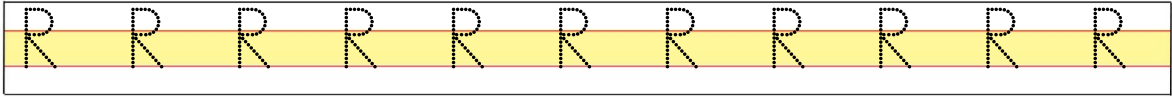
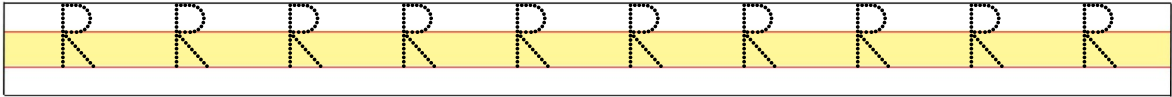
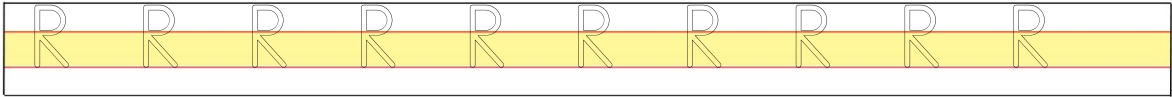
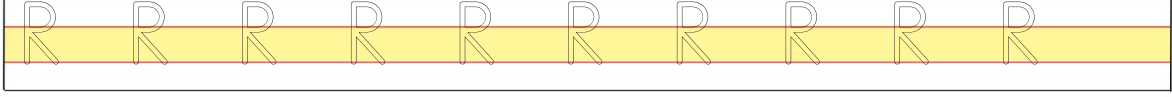



--	--	--



--	--	--

# Yazalım



# Yazalım



r r r r r r r r r r r r

r r r r r r r r r r r r

r r r r r r r r r r r r

r r r r r r r r r r r r

r r r r r

r

r

r

r

R r

R r

Okuyalım, Yazalım

The image illustrates the formation of syllables with the letter 'r' for various vowels. Each row shows three stages: 1) Vowel and 'r' separated, 2) 'r' and vowel separated, and 3) Vowel and 'r' combined. Each stage includes a writing guide with a yellow middle line and arrows showing the stroke direction.

Vowel	Stage 1	Stage 2	Stage 3
e	e r	r e	re r
a	a r	r a	ra r
i	i r	r i	ri r
o	o r	r o	ro r
u	u r	r u	ru r
ü	ü r	r ü	rü r

Okuyalım, Yazalım



ö r

\_\_\_\_\_

r ö

\_\_\_\_\_

rö r

\_\_\_\_\_

te r

\_\_\_\_\_

ye r

\_\_\_\_\_

na r

\_\_\_\_\_

lo r

\_\_\_\_\_

ko r

\_\_\_\_\_

mo r

\_\_\_\_\_

ka r

\_\_\_\_\_

kö r

\_\_\_\_\_

ki r

\_\_\_\_\_

tu r

\_\_\_\_\_

tü r

\_\_\_\_\_

nu r

\_\_\_\_\_

a ra

\_\_\_\_\_

i ri

\_\_\_\_\_

o ra

\_\_\_\_\_

Okuyalım, Yazalım


Türk




Mert




kort



kurt



mart



yurt



kral



krem



tren



renk



Okuyalım, Yazalım



Ökan, iri narlar al.



Öykü, anneni ara.




Nine, örtü iki lira.





Emre, o kartal mı?



Ömer, renkli terlik al.



★ Aşağıdaki görsellerin isimlerini yazalım.



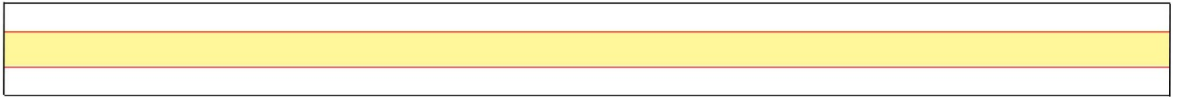




Okuyalım, Yazalım

## TARAK İLE TARA

Ömer, tarak al.  
Tarak ile yünü tara.  
Öne tara, yana tara.  
Arkaya tara.  
Tek tek tara.



## Değerlendirme



Verilen heceleri birleştirerek kelimeler oluşturalım

ka  
ya  
li  
a

ra

\_\_\_\_\_

\_\_\_\_\_

\_\_\_\_\_

\_\_\_\_\_

ka  
mo  
kö  
te

r

\_\_\_\_\_

\_\_\_\_\_

\_\_\_\_\_

\_\_\_\_\_



Verilen hecelerden yeni kelimeler oluşturalım, yazalım.

ma    yu    rul    ter    lik    ta    mur



\_\_\_\_\_

\_\_\_\_\_

\_\_\_\_\_

## MERT

Mert, erken kalk.

Okula Mert okula.

Mert, öne otur.

Mert, arkaya oturma.

Emre kalemin yok mu?

Emre'ye kara kalem al.

Kara kalem iyi olur.

Kalemi unutma.

Kara kalem yirmi lira.