

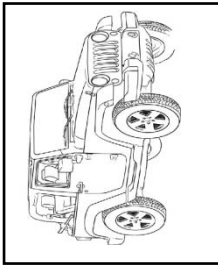


"j" harfini ok yönünde önce havada parmağımızla yazalım.



"j" sesi ile başlayan varlıkları boyayalım.



"j" sesi varlığın neresindedir? İşaretleyelim. (Başında ise ilk kutucuğu, ortasında ise orta kutucuğu, sonunda ise en son kutucuğu boyayalım.)



--	--	--



--	--	--



--	--	--

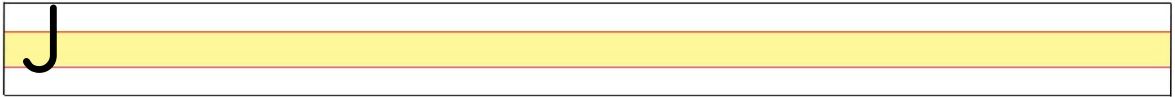




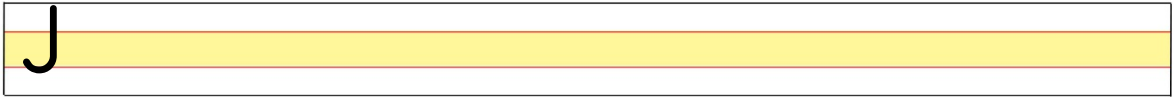




--	--	--







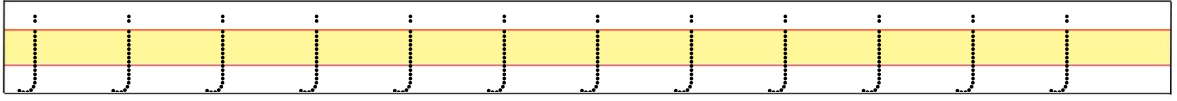
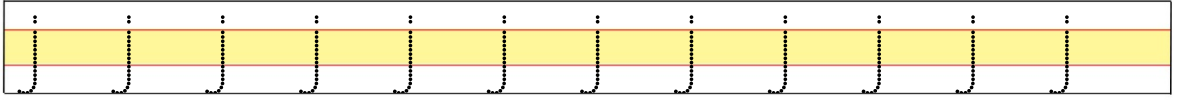
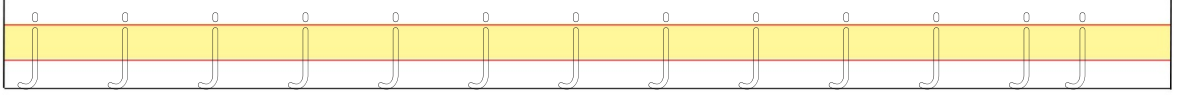
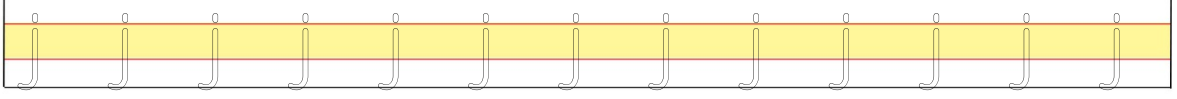



--	--	--

Yazalım



Yazalım



Okuyalım, Yazalım



e → j

Blank handwriting lines for the first row of the left column.

a → j

Blank handwriting lines for the second row of the left column.

ı → j

Blank handwriting lines for the third row of the left column.

i → j

Blank handwriting lines for the fourth row of the left column.

o → j

Blank handwriting lines for the fifth row of the left column.

ö → j

Blank handwriting lines for the sixth row of the left column.

u → j

Blank handwriting lines for the seventh row of the left column.

ü → j

Blank handwriting lines for the eighth row of the left column.

j → e

Blank handwriting lines for the first row of the right column.

j → a

Blank handwriting lines for the second row of the right column.

j → ı

Blank handwriting lines for the third row of the right column.

j → i

Blank handwriting lines for the fourth row of the right column.

j → o

Blank handwriting lines for the fifth row of the right column.

j → ö

Blank handwriting lines for the sixth row of the right column.

j → u

Blank handwriting lines for the seventh row of the right column.

j → ü

Blank handwriting lines for the eighth row of the right column.

Okuyalım, Yazalım



je l

o je

jö le

vi raj

me saj

Müj dat

je t

ru j

ju do

ba gaj

ma saj

Ja le

je p

jö n

ju ri


ba raj

ko lej

Aj da



Aşağıdaki görsellerin adlarını yazalım.





Karışık verilen hecelerden anlamlı kelimeler oluşturalım.

dar jan ma



gaj ba



ja ma pi



do ju



ha ej der



let ji



Kutular içindeki harflerden anlamlı kelimeler oluşturalım ve yazalım.


b a r
a j

j e o
t n

t e j
i l

r a j a
a j g

Jale, mutfakta pasta yaptı.



Efe, jetonlu oyuncak aldı.



Tanju, judo yapıyor.



Japonlar, çekik gözlüdür.



Baraja yüzmeye gittik.





Müjde

Müjde Japonya'ya gidecekti.

Valizini garaja götürdü.

Arabanın bagajına koydu.

Müjde uçağa bindi.

Pijamalarını evde unuttu.

Blank writing line for the first sentence.

Blank writing line for the second sentence.

Blank writing line for the third sentence.

Blank writing line for the fourth sentence.

Blank writing line for the fifth sentence.

Blank writing line for the sixth sentence.

Değerlendirme

✦ Aşağıdaki kelimelerden anlamlı cümleler kuralım.

gidiyor

Tanju

judoya

.....

jöle

Ajda

sürdü

saçlarına

.....

✦ Cümlelerde eksik bırakılan yerlere uygun kelimeleri yerleştirelim.

pijama

Japonya'ya

judo

doldu

Müjdat, yapıyor.


Ablam pembe aldı.

Arabanın bagajı

....., gitmek istiyorum.

BARAJ

Ailece barajda piknik yapmaya karar verdik. Eşyaları arabanın bagajına koyduk. Yola çıktık. Babam arabayı jet gibi sürdü. Yol çok virajlıydı. Yolda jandarma gördük. Piknik yerine vardık. Tatile ülkemize gelen Japon turistler gördük.



Sorular



Piknik yapmaya nereye gitmişler?



Baraj yolu nasıldı?



Piknik yerinde hangi turistleri görmüşler?

TEKERLEMELER

Tatilde gördüm bir baraj,
Yolumuzda vardı viraj,
Arabaya buldum bir garaj,
Telefona geldi mesaj,
Babama yaptım masaj.

Mini mini birinciler,
Ela gözlü ikinciler,
Okur yazar üçüncüler,
Çalışkandır dördüncüler.
Abi oldu beşinciler,
Şişko oldu altıncılar,
Bilge oldu yedinciler,
Misafirdir sekizinciler.