

# 3 RAKAMI DEFTER ÇALIŞMASI

A large black number 3 is shown with two orange arrows indicating the stroke order. Arrow 1 starts at the top left and curves down and right. Arrow 2 starts at the top right and curves down and left. Below the number are three green pears.

A large black number 3 is shown with two orange arrows indicating the stroke order. Arrow 1 starts at the top left and curves down and right. Arrow 2 starts at the top right and curves down and left. Below the number are three green pears.

A large black number 3 is shown with two orange arrows indicating the stroke order. Arrow 1 starts at the top left and curves down and right. Arrow 2 starts at the top right and curves down and left. Below the number are three green pears.

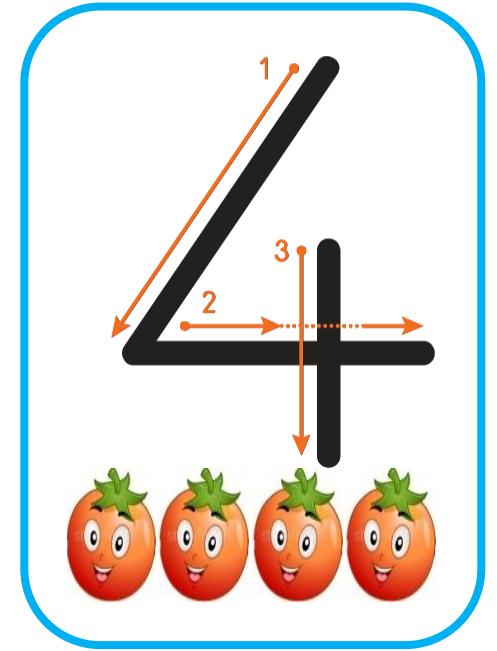
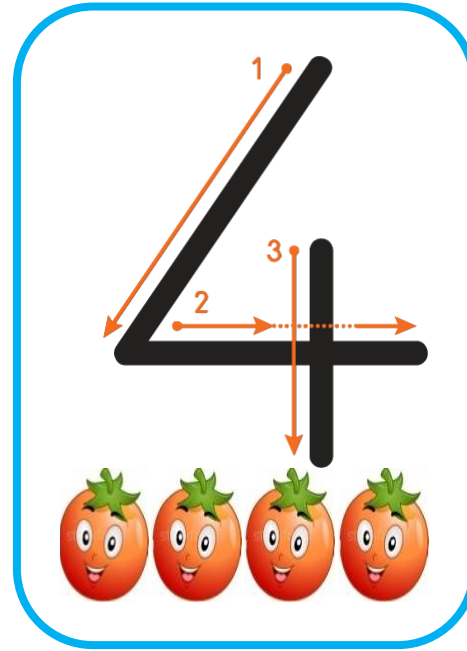
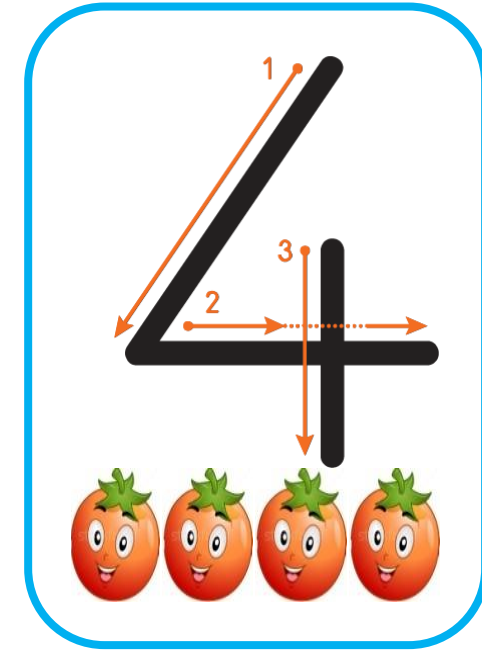
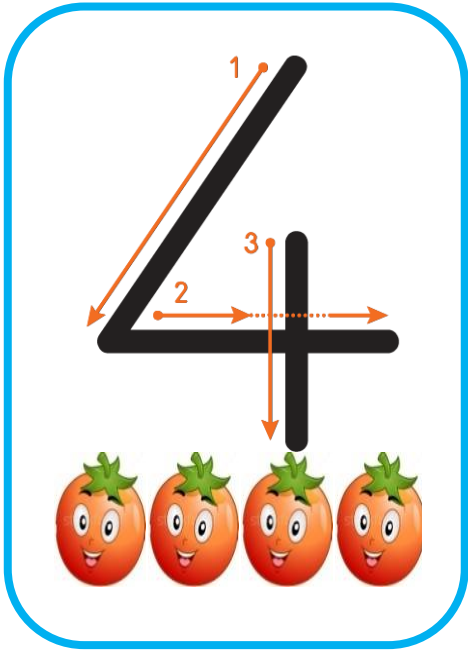

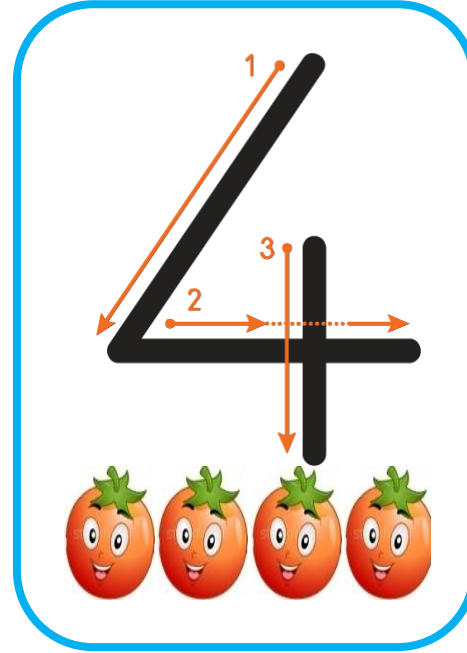
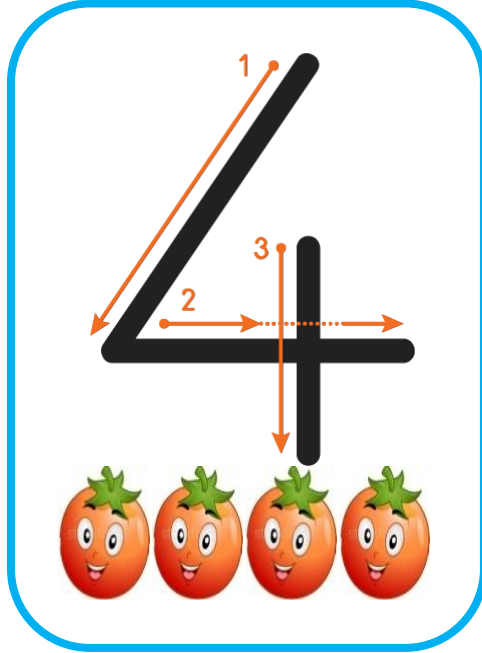
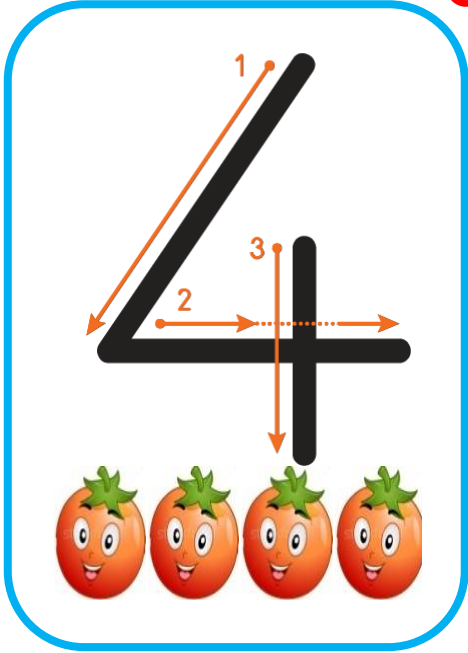
A large black number 3 is shown with two orange arrows indicating the stroke order. Arrow 1 starts at the top left and curves down and right. Arrow 2 starts at the top right and curves down and left. Below the number are three green pears.


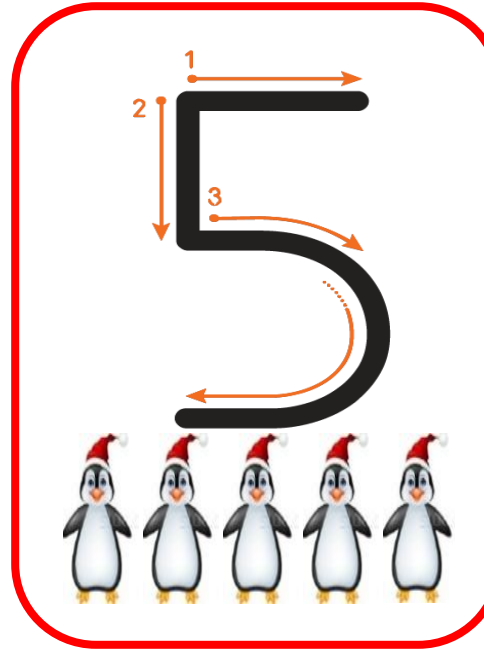





A large black number 3 is shown with two orange arrows indicating the stroke order. Arrow 1 starts at the top left and curves down and right. Arrow 2 starts at the top right and curves down and left. Below the number are three green pears.

A large black number 3 is shown with two orange arrows indicating the stroke order. Arrow 1 starts at the top left and curves down and right. Arrow 2 starts at the top right and curves down and left. Below the number are three green pears.

A large black number 3 is shown with two orange arrows indicating the stroke order. Arrow 1 starts at the top left and curves down and right. Arrow 2 starts at the top right and curves down and left. Below the number are three green pears.



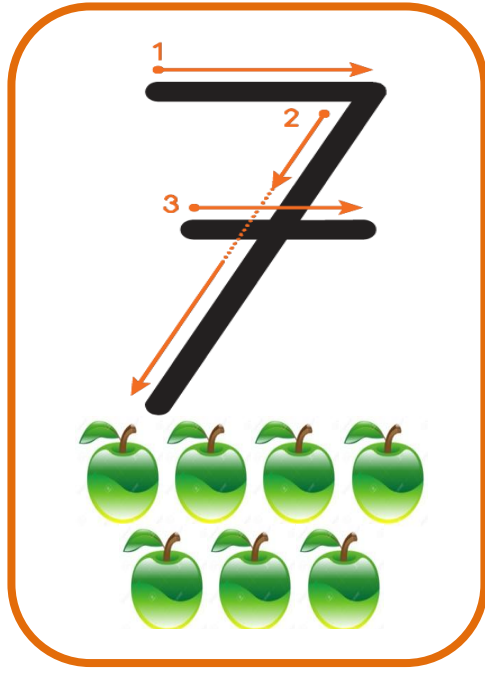


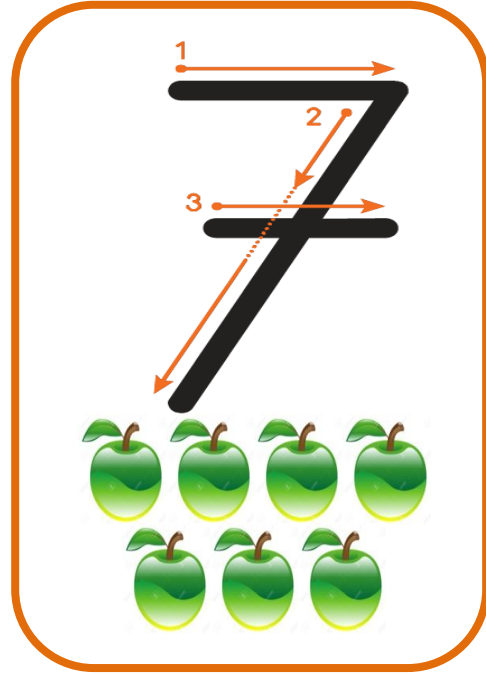
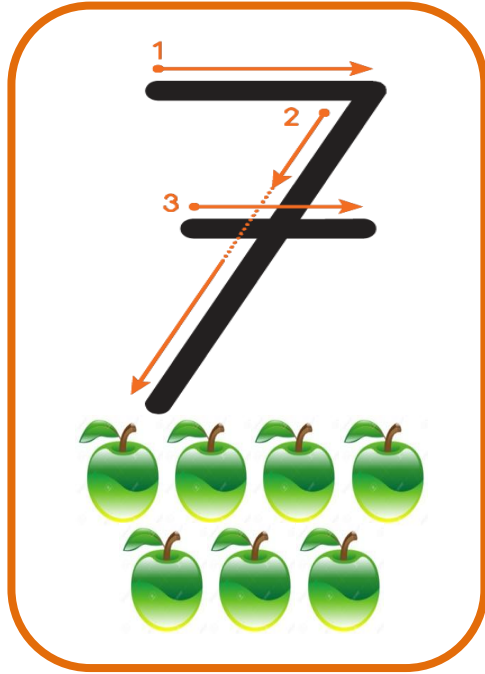

A large black number 3 is shown with two orange arrows indicating the stroke order. Arrow 1 starts at the top left and curves down and right. Arrow 2 starts at the top right and curves down and left. Below the number are three green pears.





# 6 RAKAMI DEFTER ÇALIŞMASI





A tracing guide for the number 8. The number is shown in black with an orange outline. An orange arrow starts at the top right, loops around the top, crosses itself, loops around the bottom, and ends at the top right. A small '1' is next to the starting arrow. Below the number are eight yellow pencils arranged in two rows of four.

A tracing guide for the number 8. The number is shown in black with an orange outline. An orange arrow starts at the top right, loops around the top, crosses itself, loops around the bottom, and ends at the top right. A small '1' is next to the starting arrow. Below the number are eight yellow pencils arranged in two rows of four.

A tracing guide for the number 8. The number is shown in black with an orange outline. An orange arrow starts at the top right, loops around the top, crosses itself, loops around the bottom, and ends at the top right. A small '1' is next to the starting arrow. Below the number are eight yellow pencils arranged in two rows of four.

A tracing guide for the number 8. The number is shown in black with an orange outline. An orange arrow starts at the top right, loops around the top, crosses itself, loops around the bottom, and ends at the top right. A small '1' is next to the starting arrow. Below the number are eight yellow pencils arranged in two rows of four.

A tracing guide for the number 8. The number is shown in black with an orange outline. An orange arrow starts at the top right, loops around the top, crosses itself, loops around the bottom, and ends at the top right. A small '1' is next to the starting arrow. Below the number are eight yellow pencils arranged in two rows of four.

A tracing guide for the number 8. The number is shown in black with an orange outline. An orange arrow starts at the top right, loops around the top, crosses itself, loops around the bottom, and ends at the top right. A small '1' is next to the starting arrow. Below the number are eight yellow pencils arranged in two rows of four.

A tracing guide for the number 8. The number is shown in black with an orange outline. An orange arrow starts at the top right, loops around the top, crosses itself, loops around the bottom, and ends at the top right. A small '1' is next to the starting arrow. Below the number are eight yellow pencils arranged in two rows of four.

A tracing guide for the number 8. The number is shown in black with an orange outline. An orange arrow starts at the top right, loops around the top, crosses itself, loops around the bottom, and ends at the top right. A small '1' is next to the starting arrow. Below the number are eight yellow pencils arranged in two rows of four.



A large black number 9 is shown with two orange arrows indicating stroke order: arrow 1 starts at the top and curves around to the left, then down; arrow 2 starts at the top of the vertical stem and curves down to the left. Below the number are two rows of red hearts: the top row has five hearts and the bottom row has four hearts.

A large black number 9 is shown with two orange arrows indicating stroke order: arrow 1 starts at the top and curves around to the left, then down; arrow 2 starts at the top of the vertical stem and curves down to the left. Below the number are two rows of red hearts: the top row has five hearts and the bottom row has four hearts.

A large black number 9 is shown with two orange arrows indicating stroke order: arrow 1 starts at the top and curves around to the left, then down; arrow 2 starts at the top of the vertical stem and curves down to the left. Below the number are two rows of red hearts: the top row has five hearts and the bottom row has four hearts.

A large black number 9 is shown with two orange arrows indicating stroke order: arrow 1 starts at the top and curves around to the left, then down; arrow 2 starts at the top of the vertical stem and curves down to the left. Below the number are two rows of red hearts: the top row has five hearts and the bottom row has four hearts.

A large black number 9 is shown with two orange arrows indicating stroke order: arrow 1 starts at the top and curves around to the left, then down; arrow 2 starts at the top of the vertical stem and curves down to the left. Below the number are two rows of red hearts: the top row has five hearts and the bottom row has four hearts.

A large black number 9 is shown with two orange arrows indicating stroke order: arrow 1 starts at the top and curves around to the left, then down; arrow 2 starts at the top of the vertical stem and curves down to the left. Below the number are two rows of red hearts: the top row has five hearts and the bottom row has four hearts.

A large black number 9 is shown with two orange arrows indicating stroke order: arrow 1 starts at the top and curves around to the left, then down; arrow 2 starts at the top of the vertical stem and curves down to the left. Below the number are two rows of red hearts: the top row has five hearts and the bottom row has four hearts.

A large black number 9 is shown with two orange arrows indicating stroke order: arrow 1 starts at the top and curves around to the left, then down; arrow 2 starts at the top of the vertical stem and curves down to the left. Below the number are two rows of red hearts: the top row has five hearts and the bottom row has four hearts.

