


## E SESİ ETKİNLİKLERİ


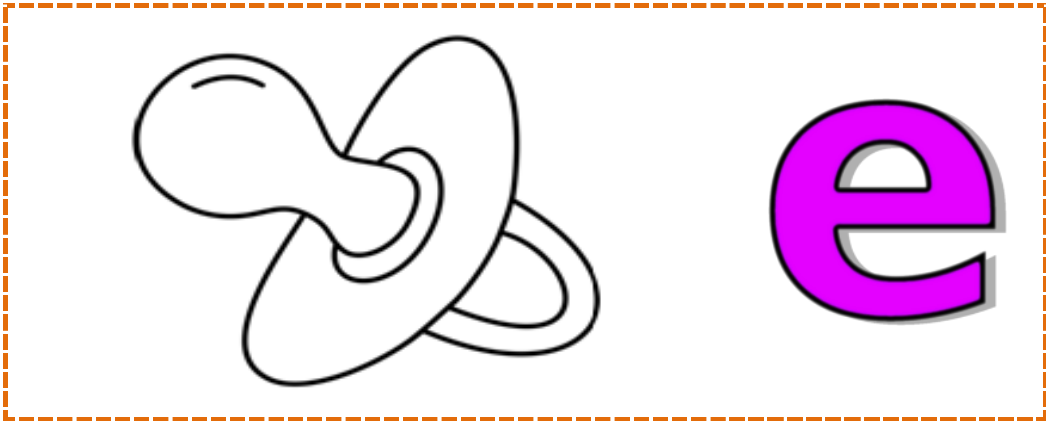

✚ Arıları, E - e harflerini içeren çiçekleri takip ederek kovana götürünüz.

**Not:** Üstteki arı küçük harfi ( e ), alttaki arı büyük harfi ( E ) takip edecek.



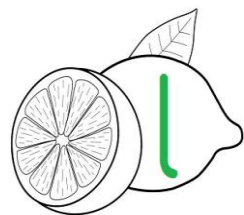

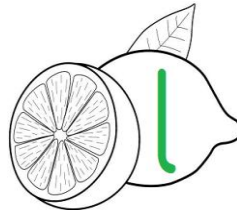

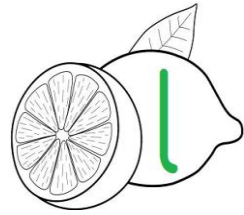
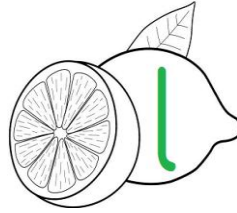

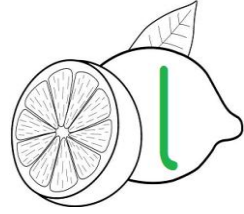
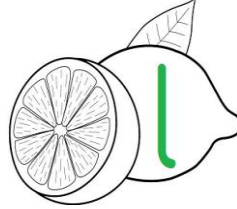



BOYA - KES - DEFTERE YAPIŖTIR




## L SESİ ETKİNLİKLERİ

✚ Görsellerin hangi ses ile başladığını belirleyip, boyayınız.



✚ Kamyonun üzerindeki yüklerden L sesi yazanları boyayınız.



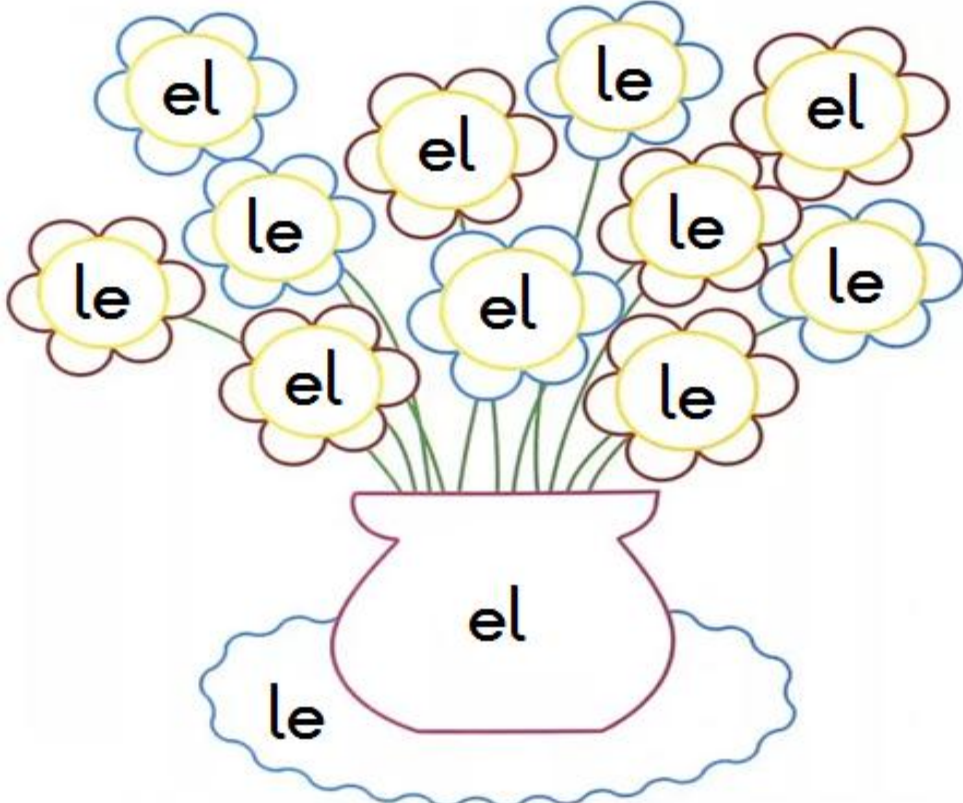
✚ Görseldeki heceleri istenen renklerle boyayınız.

el

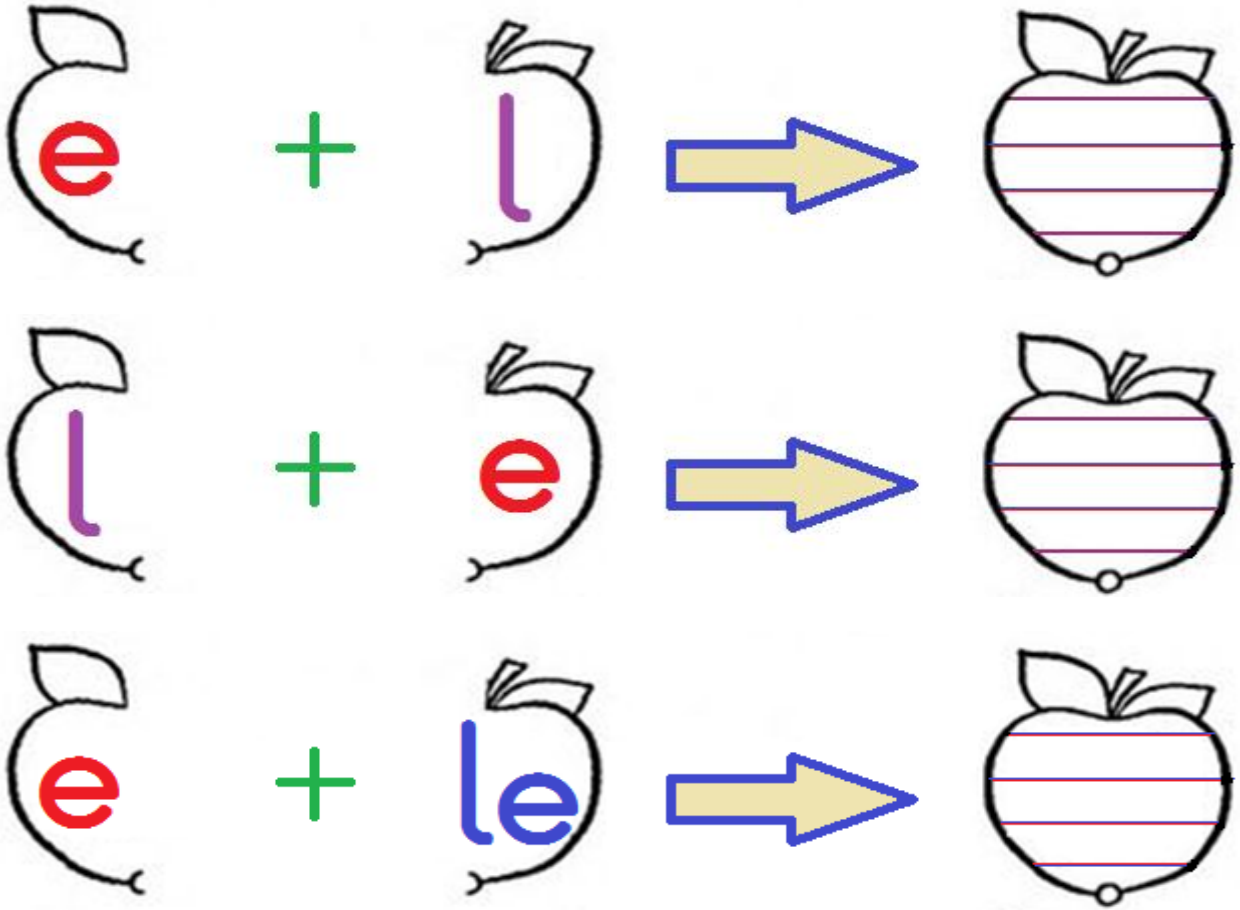
→ Turuncu

le


→ Yeşil



✚ Yarım elmaları birleştirip yazınız ve okuyunuz.


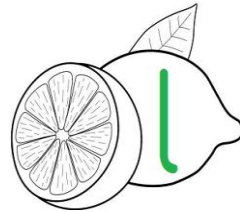

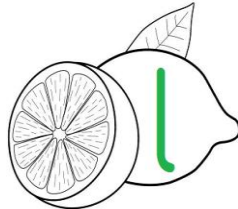

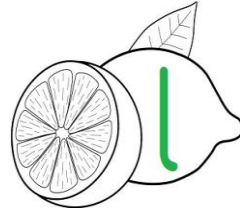

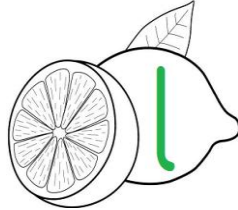






✚ Bulutların içindeki kelimeleri okuyunuz. Ardından ipleri takip ederek kelimeleri doğru yerlere yazınız.

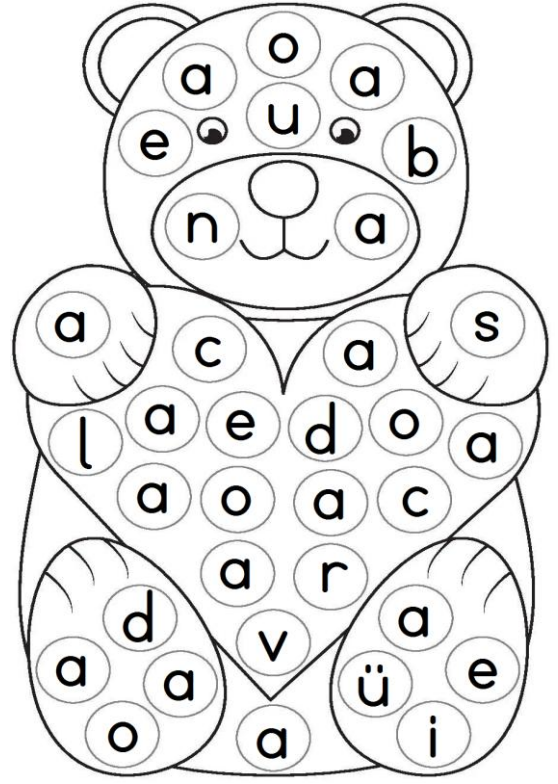
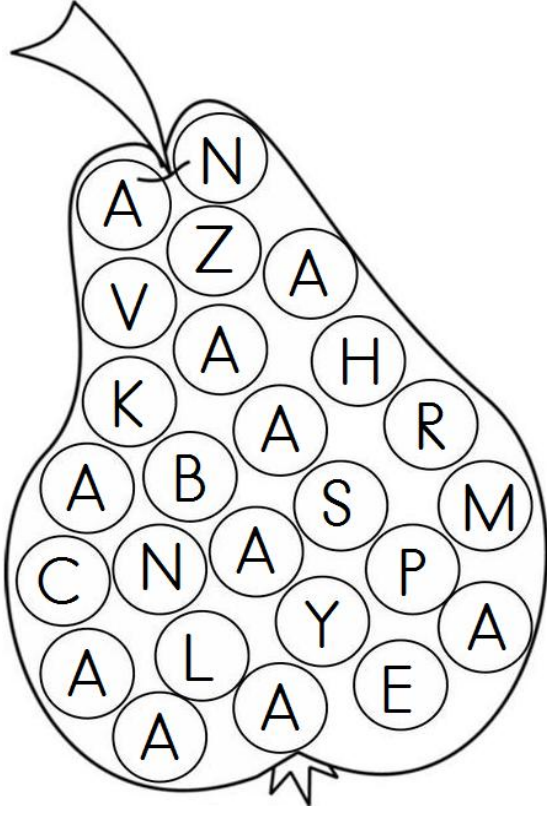


## A SESİ ETKİNLİKLERİ

✚ Görsellerin hangi ses ile başladığını belirleyip, boyayınız.



İçinde A - a sesi bulunan daireleri boyayınız.



Görseldeki kelimeleri istenen renklerle boyayınız.

ela → Mor

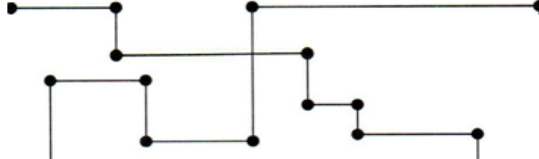
ala → Yeşil

lale → Turuncu

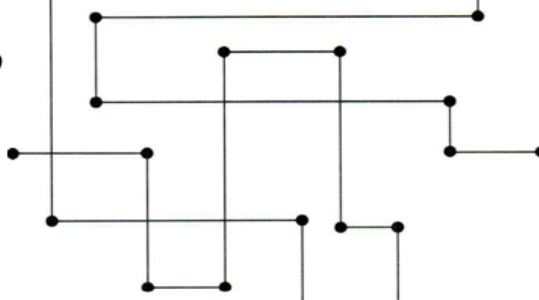




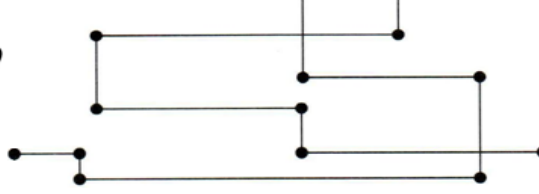
✚ Kelebekteki parçaları doğru yerlere birleştiriniz ve okuyunuz



Blank writing box with three horizontal lines (top, middle, bottom) and a blue border.




Blank writing box with three horizontal lines (top, middle, bottom) and a blue border.



Blank writing box with three horizontal lines (top, middle, bottom) and a blue border.



Blank writing box with three horizontal lines (top, middle, bottom) and a blue border.




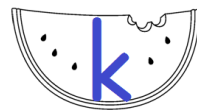

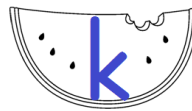

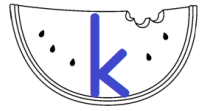



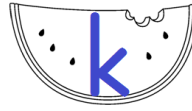
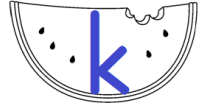


Blank writing box with three horizontal lines (top, middle, bottom) and a blue border.




Blank writing box with three horizontal lines (top, middle, bottom) and a blue border.

## K SESİ ETKİNLİKLERİ

✚ Görsellerin hangi ses ile başladığını belirleyip, boyayınız.



✚ İçinde K - k sesi bulunan daireleri boyayınız.




✚ Görseldeki heceleri istenen renklerle boyayınız.

ka → Mor

ek → Yeşil

ke → Turuncu

ak → Mavi



✚ Kirazlardaki parçaları doğru yerlere birleştiriniz ve okuyunuz

ka le

la ke


ek le

\_\_\_\_\_

\_\_\_\_\_

\_\_\_\_\_

✚ Görsellere göre kelimelerin **eksik** harflerini yazınız.



→ k □ l e



→ e l □ k



→ l e □ e

# E-L-A-K SESLERİ KES YAPIŞTIR ETKİNLİĞİ



--	--	--



--	--	--



--	--	--	--



--	--	--	--



--	--	--	--


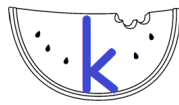
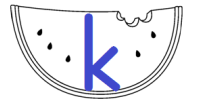



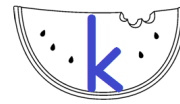







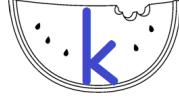




--	--	--	--


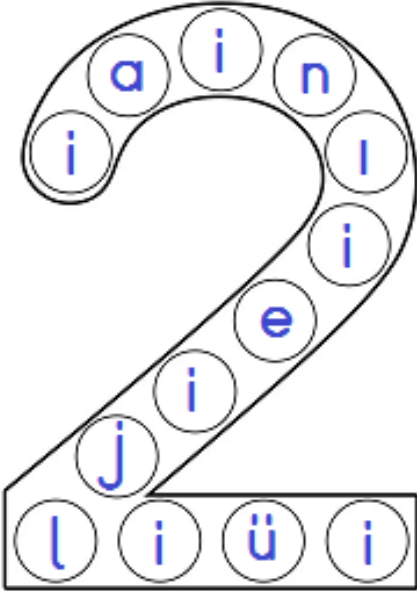
l	k	k	l	k	k	e	a
e	e	k	e	l	k	l	l
k	e	e	a	k	e		

## İ SESİ ETKİNLİKLERİ

✚ Görsellerin hangi ses ile başladığını belirleyip, boyayınız.



✚ İçinde İ - i sesi bulunan daiireleri boyayınız.







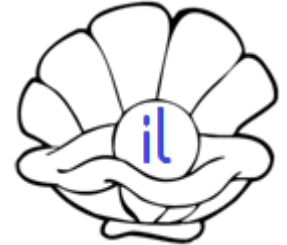






✚ Görseldeki heceleri istenen renklerle boyayınız.

li → Mor

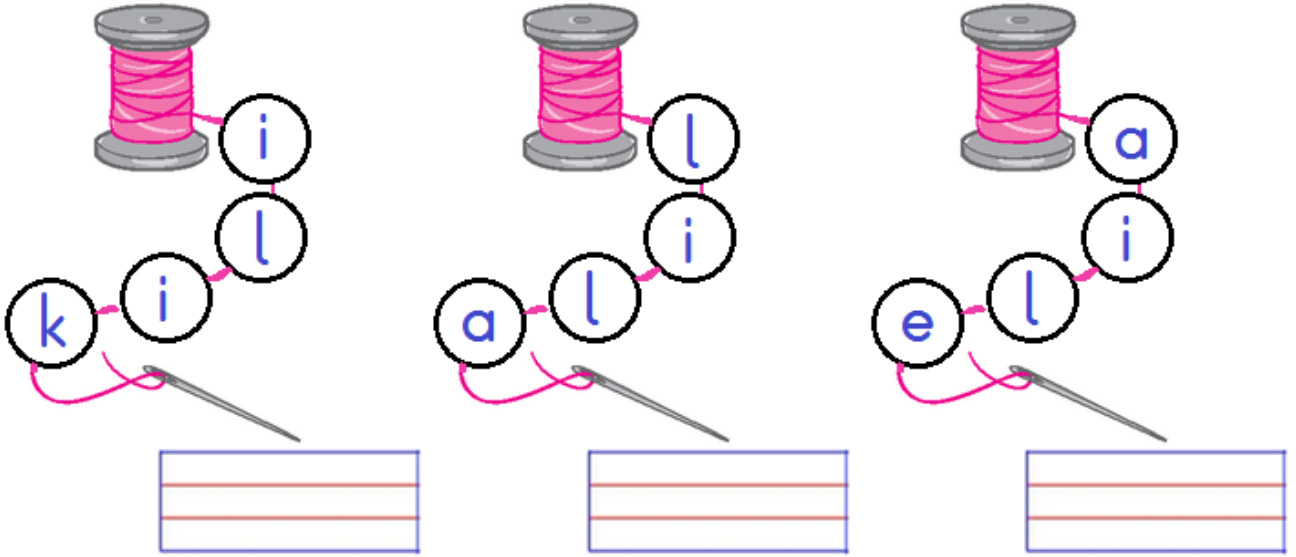
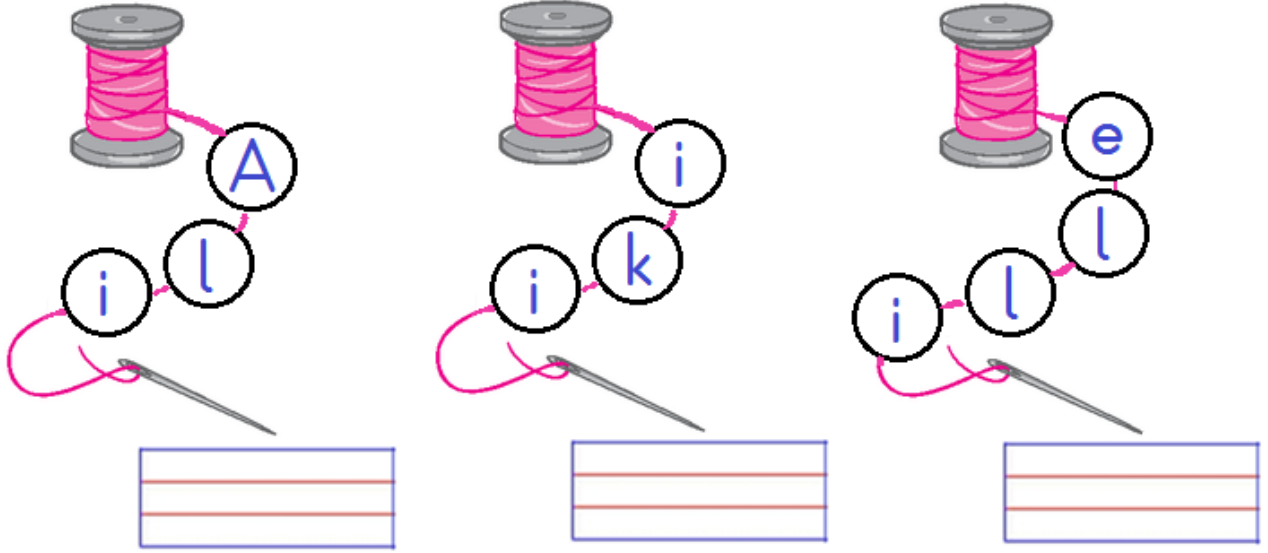
ki → Yeşil

ik → Turuncu

il → Mavi



İplikten iğneye doğru harfleri birleştirip yazınız ve okuyunuz.



Görsellere göre kelimelerin **eksik** harflerini yazınız.

50 → e l □ i



→ a □ l e



# OKU – KES – YAPIŞTIR



50

--	--	--	--



--	--	--	--



2





--	--	--	--

aile	elek	kale	keklik
iki	leke	elle	elli
lale	Ali	kek	Ela

# HANGİ HECE İLE BAŞLAR?



--	--	--	--



--	--	--	--













--	--	--	--






ka	ke	li	ak
ek	le	ka	ki
ki	el	ki	ka






## N SESİ ETKİNLİKLERİ

✚ Görsellerin hangi ses ile başladığını altlarına yazınız.

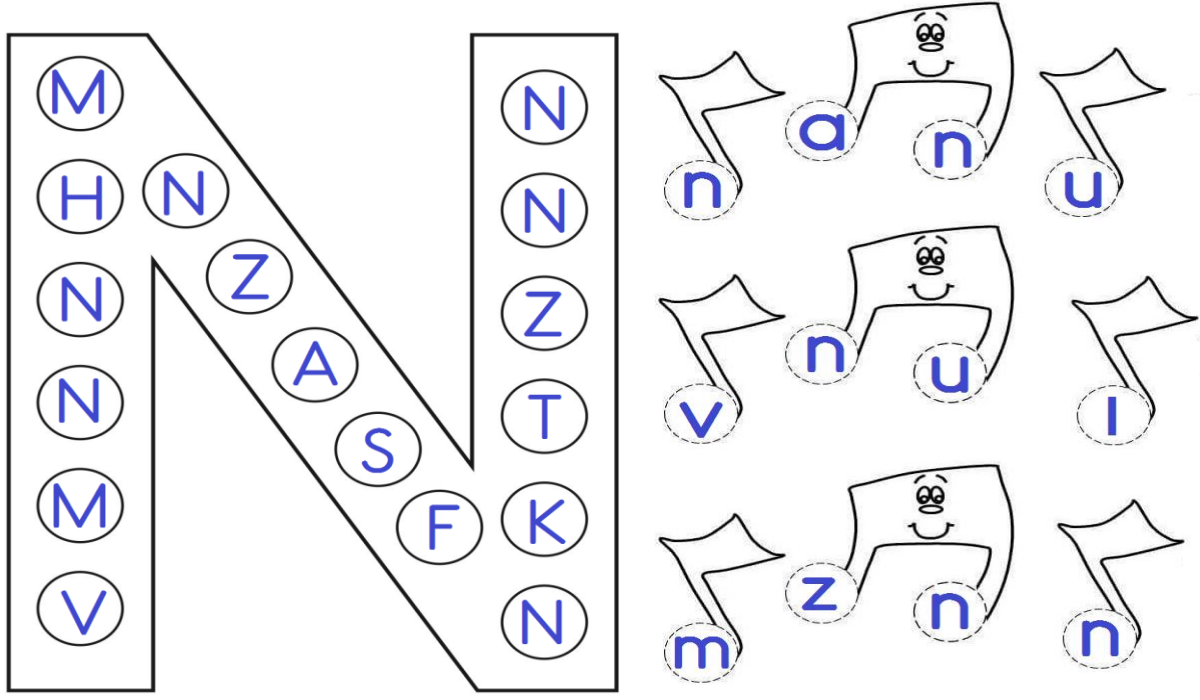
				
<input type="text"/>	<input type="text"/>	<input type="text"/>	<input type="text"/>	<input type="text"/>

				
<input type="text"/>	<input type="text"/>	<input type="text"/>	<input type="text"/>	<input type="text"/>

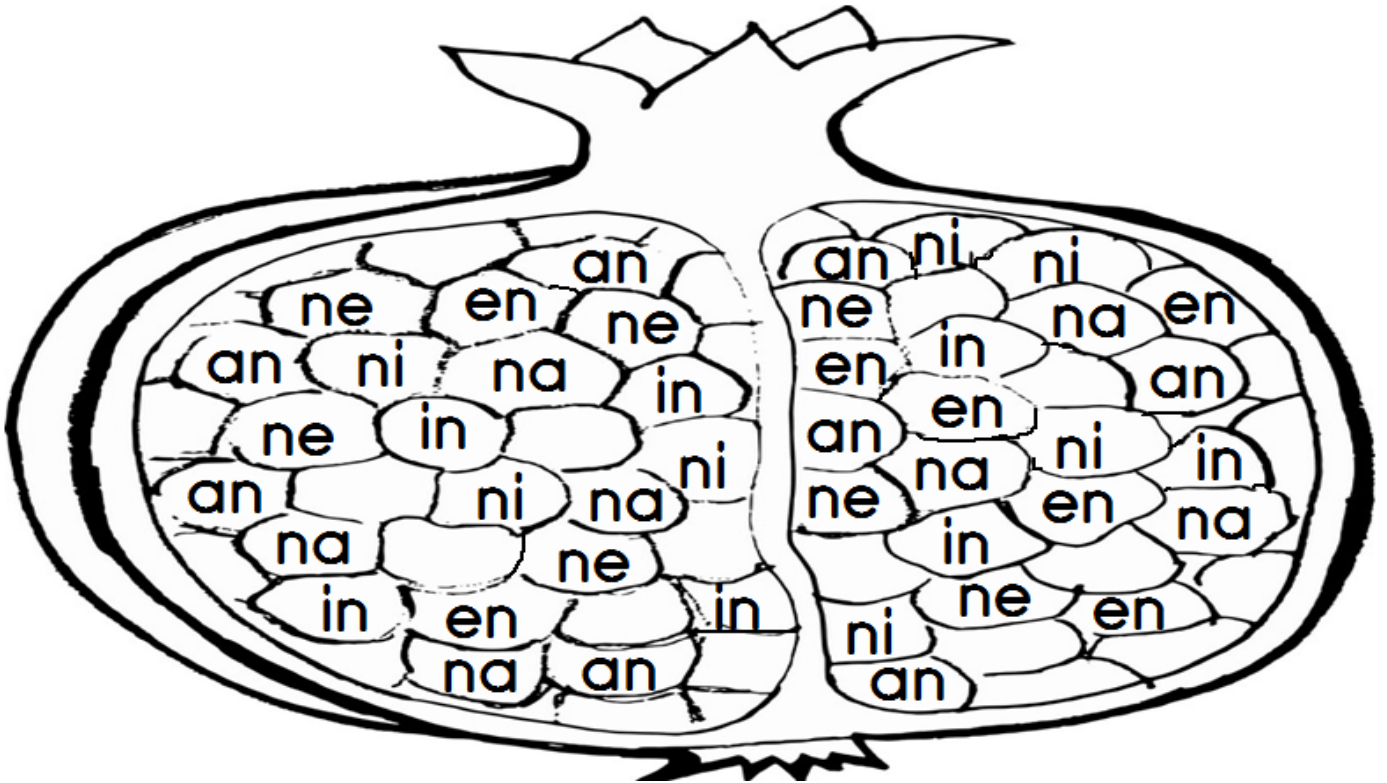
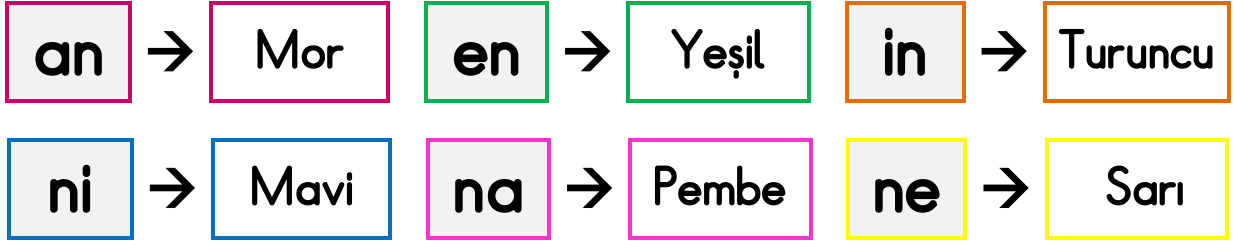
				
<input type="text"/>	<input type="text"/>	<input type="text"/>	<input type="text"/>	<input type="text"/>

				
<input type="text"/>	<input type="text"/>	<input type="text"/>	<input type="text"/>	<input type="text"/>

İçinde N - n sesi bulunan daireleri boyayınız.



Görseldeki heceleri istenen renklerle boyayınız.



✚ Narlardaki heceleri birleřtirip doęru yerlere yazınız ve okuyunuz.

a ni  
en li  
an la  
ke ne  
na ne  
Ka ni

✚ Resimdeki kiřiyi yazı alanlarına yaz ve gorselleri boya.

Heart-shaped frame with a flower and leaves.


Heart-shaped frame with a woman hugging a child.

Heart-shaped frame with a rose and leaves.

# OKU - KES - YAPIŞTIR



--	--	--	--



--	--	--	--



--	--	--	--

nane	Nalan	ikna	anla
kan	anne	nal	Kenan
kanal	nine	ilan	inek

# EKSİK HARF TAMAMLAMA



ka...




...al



a...ne



n...ne



ine...



il...n



...ane



ik...a



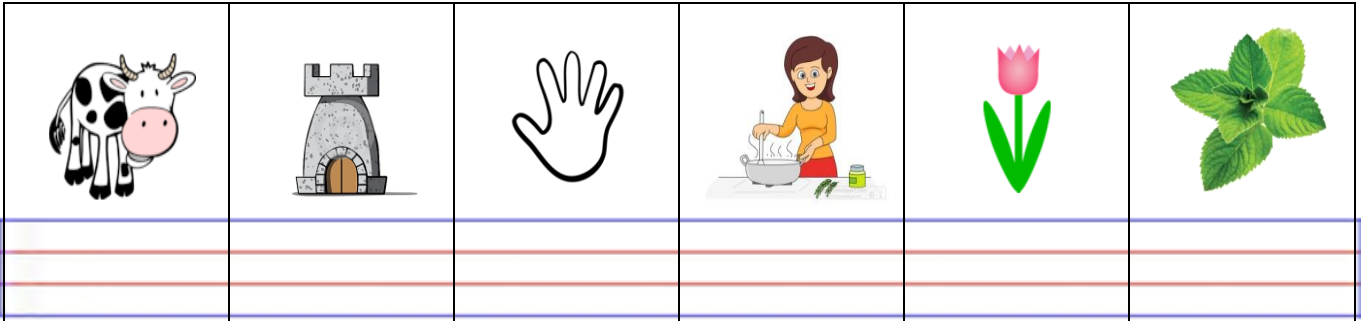
kana...

# E-L-A-K-İ-N DEĞERLENDİRME

✚ Büyük harf - küçük harf - harfle başlayan görseli eşleştir ve görselin adını yaz.

E	L	A	K	İ	N
---	---	---	---	---	---

l	n	k	i	e	a
---	---	---	---	---	---



## BUL - BOYA

k	e	l	l	i	k	s	ö	t	c	k
t	a	ö	s	m	p	t	b	a	z	b
b	l	i	n	e	k	z	y	n	y	p
k	a	m	i	l	a	n	o	l	m	ö
a	n	b	ö	s	t	m	n	a	p	e
n	t	n	i	n	e	p	a	s	b	k
a	f	e	r	r	n	g	n	ö	t	i
l	t	e	n	i	k	c	e	y	l	n

nine	ilan	nane	kanal	inek
alan	enik	kellik	ekin	anla