

2. Fasikül “L,l” sesi

Sesi Hissettirme
Sesi Tanıma
Ses Bileştirme
Yazı Çalışması
Kelime Türetme
Metin Oluşturma
Bulmaca







Adı:

Sesi Tanıyalım

Tarih: / /

Aşağıdaki resimlerdeki varlıkların adında "l" sesi varsa yeşile "l" sesi yoksa kırmızıya boyayalım.



Kontrol Edildi
Öğretmen

Kontrol Edildi
Veli


Resimlerdeki varlıkların adında "l" baştaysa ilk daireyi, "l" sesi ortadaysa ortadaki daireyi, "l" sesi sonundaysa sondaki daireyi boyayalım.




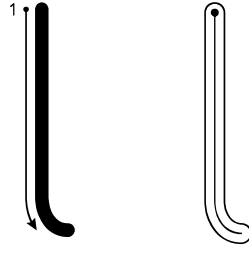
Adı:

Sesi Yazalım

Tarih: / /



limon



Handwriting practice row for the letter 'l'. It features a yellow background with a pink top line and a pink bottom line. The first 'l' is solid black, and the following ten are dashed grey for tracing.



Handwriting practice row for the letter 'l'. It features a yellow background with a pink top line and a pink bottom line. The first 'l' is solid black, and the following ten are dashed grey for tracing.



Handwriting practice row for the letter 'l'. It features a yellow background with a pink top line and a pink bottom line. The first 'l' is solid black, and the following ten are dashed grey for tracing.



Handwriting practice row for the letter 'l'. It features a yellow background with a pink top line and a pink bottom line. The first 'l' is solid black, and the following ten are dashed grey for tracing.



Handwriting practice row for the letter 'l'. It features a yellow background with a pink top line and a pink bottom line. The first 'l' is solid black, and the following ten are dashed grey for tracing.



Handwriting practice row for the letter 'l'. It features a yellow background with a pink top line and a pink bottom line. The first 'l' is solid black, and the following ten are dashed grey for tracing.



Handwriting practice row for the letter 'l'. It features a yellow background with a pink top line and a pink bottom line. The first 'l' is solid black, and the following ten are dashed grey for tracing.



Handwriting practice row for the letter 'l'. It features a yellow background with a pink top line and a pink bottom line. The first 'l' is solid black, and the following ten are dashed grey for tracing.



Handwriting practice row for the letter 'l'. It features a yellow background with a pink top line and a pink bottom line. The first 'l' is solid black, and the following ten are dashed grey for tracing.







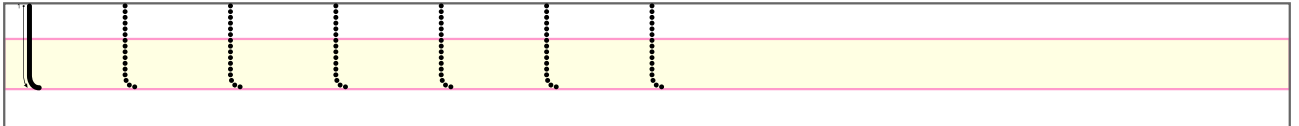
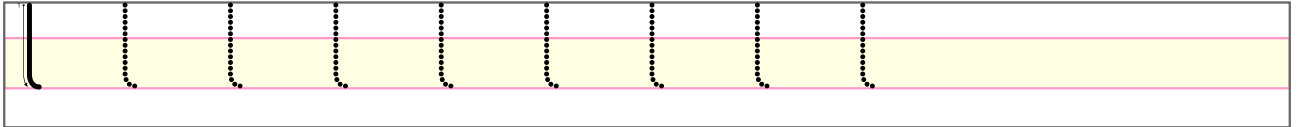
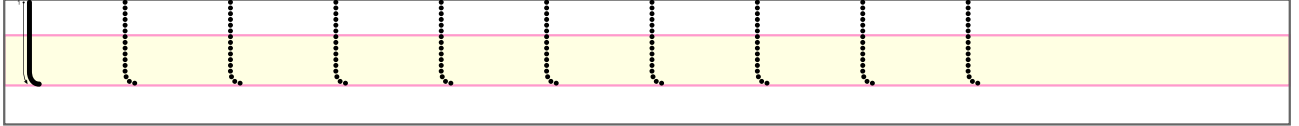
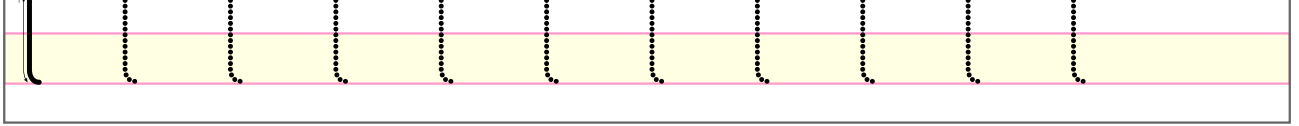
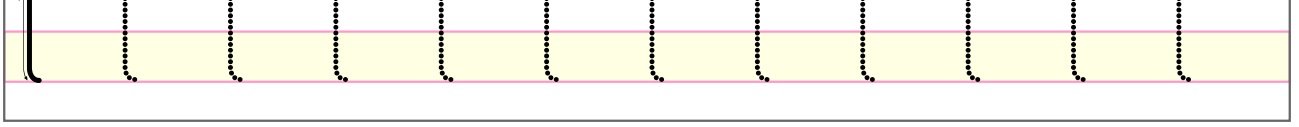
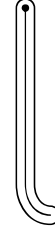
Kontrol Edildi
Öğretmen

Kontrol Edildi
Veli

Adı:

Sesi Yazalım

Tarih: / /



Kontrol Edildi
Öğretmen

Kontrol Edildi
Veli

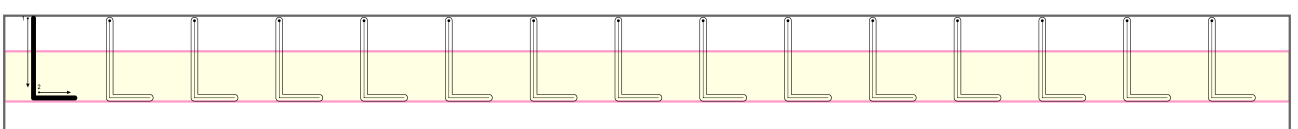
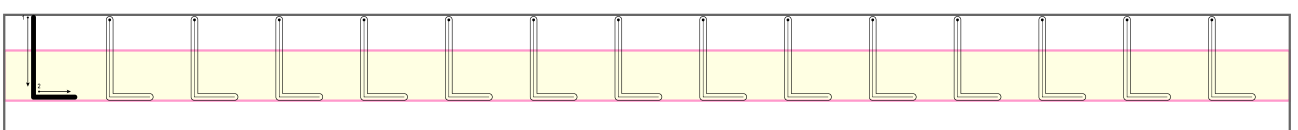
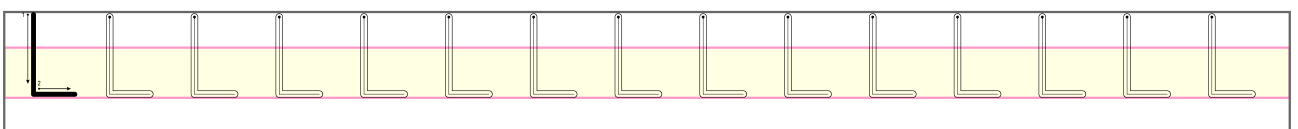
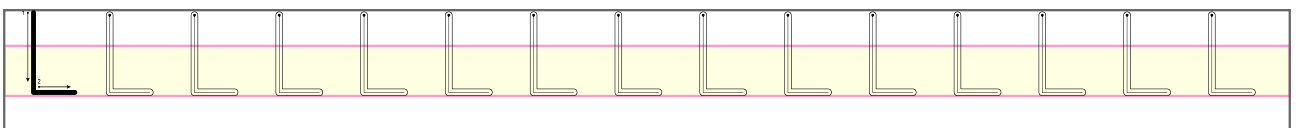
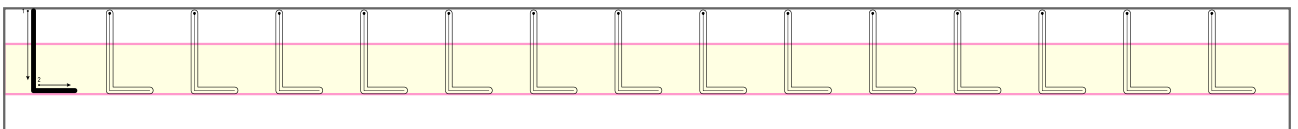
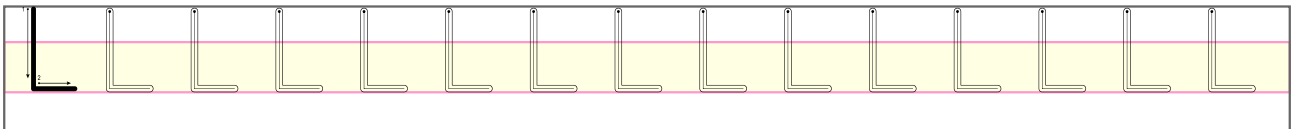
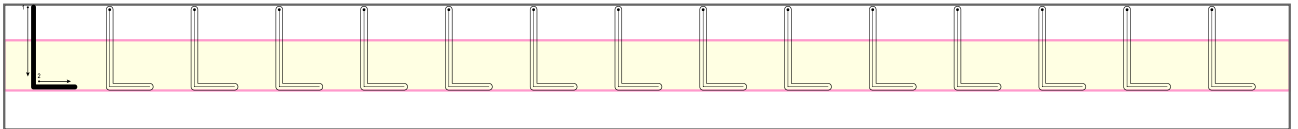
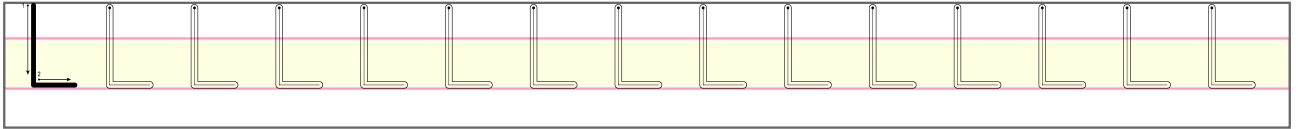
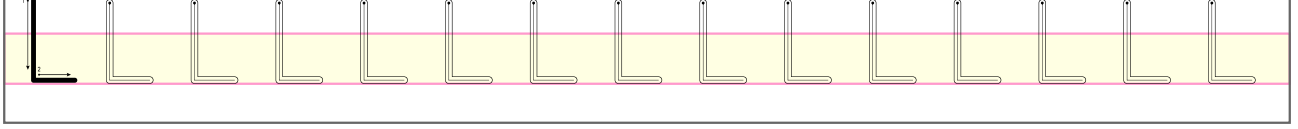

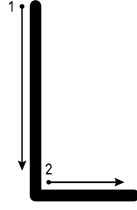
Adı:

Sesi Yazalım

Tarih: / /



Leylek







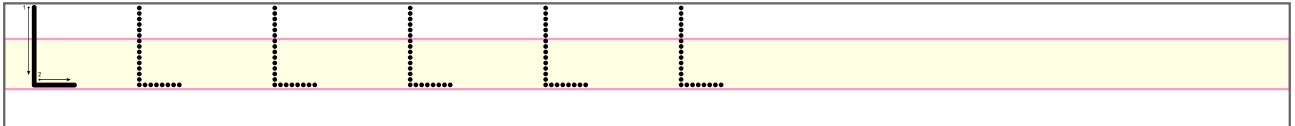
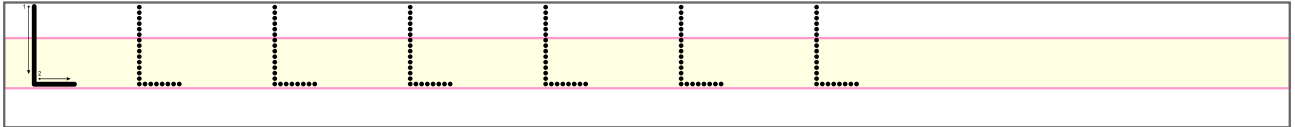
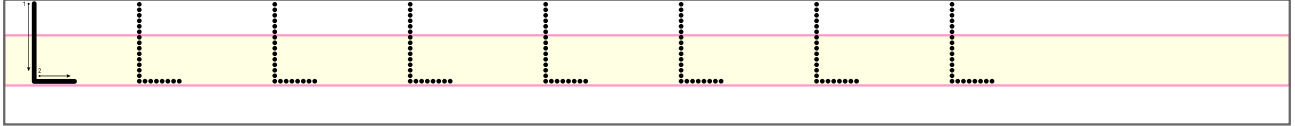
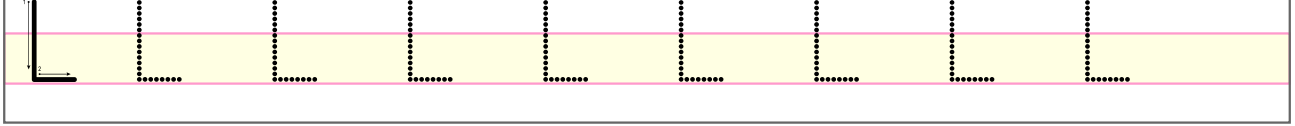
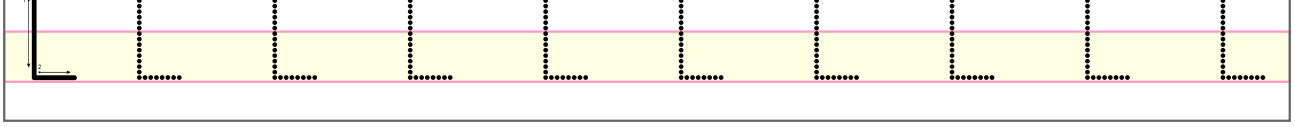
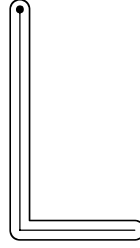
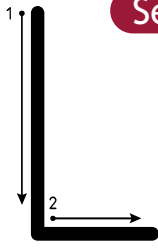
Kontrol Edildi
Öğretmen

Kontrol Edildi
Veli

Adı:

Sesi Yazalım

Tarih: / /



Kontrol Edildi
Öğretmen

Kontrol Edildi
Veli

Adı:

Sesleri Birleştirelim

Tarih: / /



e



l



el



el el el el el el el el



el el el



el




E



l



El



El El El El El El El El



El El El



El





Kontrol Edildi
Öğretmen

Kontrol Edildi
Veli

Adı:

Sesleri Birleştirelim

Tarih: / /




le le le le le le le le



le le le



le



Le Le Le Le Le Le Le



Le Le Le



Le



Kontrol Edildi
Öğretmen

Kontrol Edildi
Veli

Adı:

Sesleri Birleştirelim

Tarih: / /




ele ele ele ele ele ele ele



ele ele



ele



elle elle elle elle elle elle



elle elle elle elle elle elle



elle elle elle elle elle elle



Kontrol Edildi
Öğretmen

Kontrol Edildi
Veli

Adı:

Metin Oluşturalım

Tarih: / /



El ele

Aşağıdaki metni 5 defa okuyarak, üstünden geçerek yazalım.



El ele, el ele,



el ele,



el ele,



Yukarıdaki metnin aynısını aşağıdaki bölüme yazalım.



El ele



Kontrol Edildi
Öğretmen

Kontrol Edildi
Veli

Adı:

Bulmacayı Çözelim


Tarih: / /

L, l

“L, l” sesini takip ederek limonu ele ulaştıralım.



a	B	c	D	e	F	G	h	R	a	M	n	O	L	o
B	z	l	L	l	L	l	L	l	L	l	L	A	l	P
c	Y	L	B	V	h	U	t	S	i	j	l	O	L	q
D	x	l	c	T	i	e	V	a	b	C	L	A	l	h
e	y	L	D	B	j	t	l	L	l	L	l	e	L	x
F	v	l	e	U	K	m	L	k	n	u	S	o	l	Y
g	U	L	F	g	H	u	l	L	l	l	L	l	L	q
H	T	l	L	l	L	R	S	n	O	p	q	n	u	R
i	s	R	T	P	l	o	R	S	m	N	R	B	v	E
K	L	l	L	l	L	n	C	d	z	E	s	d	m	H
o	l	J	k	B	a	m	Y	z	v	a	t	X	j	b
M	L	R	c	o	d	l	L	l	L	l	L	y	Z	A
n	l	L	l	L	l	L	t	B	P	e	l	K	d	r
o	A	b	C	d	E	f	G	l	L	l	L	M	n	S
F	G	h	V	b	M	n	O	L	a	B	c	D	T	u



Kontrol Edildi
Öğretmen

Kontrol Edildi
Veli