





Okuma Yazma Fasikülleri

Fasikül-8



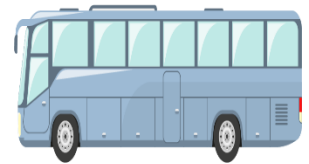


İçinde "o" sesi olan varlıkları işaretleyelim.





'O' sesi nerede? Uygun şekli boyayalım.






'O' harfini yazılış yönüne dikkat ederek yazalım.



Handwriting practice lines for the letter 'O'. Each line consists of a top green line, a middle green line, and a bottom green line. The first line contains 9 circles: the first is solid black, and the others are dashed for tracing. The second line contains 5 circles: the first is solid black, and the others are dashed. The third line contains 3 circles: the first is solid black, and the others are dashed. The remaining five lines each contain one solid black circle at the beginning, followed by blank space for independent writing.



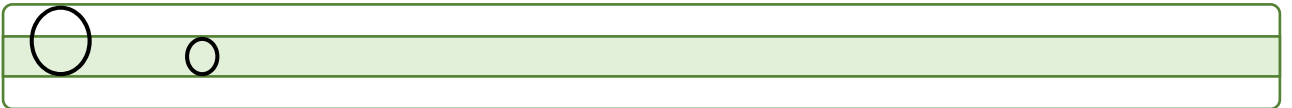
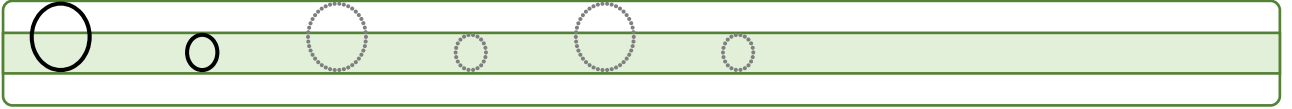

'o' harfini yazılış yönüne dikkat ederek yazalım.



Handwriting practice lines for the letter 'o'. Each line contains a solid 'o' followed by a series of dashed 'o's for tracing. The first line has 10 dashed 'o's, the second has 7, the third has 4, and the remaining four lines each have 1 solid 'o' at the beginning.



Harfleri yazılış yönüne dikkat ederek yazalım.





Hece ve kelimeleri okuyup yazalım.

o

n

on

10

on on on on

on

on

n

o

no

no no no no

no

no

o

k

ok



ok ok ok ok

ok

ok

ko

t

kol



kol kol kol

kol

kol



Hece ve kelimeleri okuyup yazalım.

ka

no

kano



kano kano

kano

kano

ko

la

kola



kola kola

kola

kola

ko

li

koli



koli koli

koli

koli

o

kan

Okan



Okan Okan

Okan

Okan



Cümleyi okuyup yazalım.

Okan

kokla.

Okan kokla.

Okan kokla.

Okan kokla.

Okan kokla.



Metni her okuyuşumuzda bir okulu boyayalım. Daha sonra metni yazalım.

Kokla



Okan kalk.



Okan o kol.




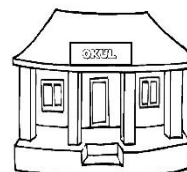
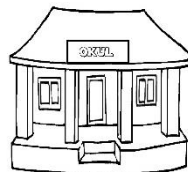
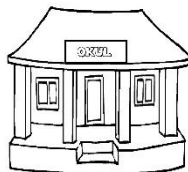
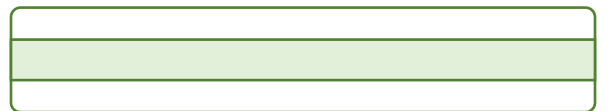
Okan o nane.



Kola nane al.



Nane kokla.





Karesel okuma metnini bol bol okuyalım.



Kokla.

Okan kokla.

Okan al kokla.

Okan kekik al kokla.

Okan on kekik al kokla.

Okan kekik al kokla.

Okan al kokla.

Okan kokla.

Kokla.



"O" harflerini boyayarak gizli sözcüğü bulalım.

O	e	n	o	k	o	o	i	p	o	D	r
o	L	O	ı	o	n	e	O	A	O	H	ğ
O	o	l	u	O	A	u	o	b	o	j	k
O	a	O	N	o	S	d	o	g	O	u	c
o	ö	M	o	Z	O	o	Ç	Ü	o	o	o



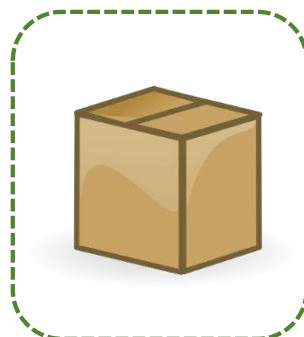
Verilen kelimeleri bulmacada bularak örnekteki gibi boyayalım.



A	K	O	L	A	K	O	N
L	K	A	L	O	N	K	A
E	İ	E	O	İ	İ	O	N
K	L	K	K	L	K	L	E
A	O	İ	A	N	O	N	A
N	O	K	N	K	O	L	İ
O	A	K	O	K	L	A	K



Görselleri ok çizerek uygun kelimelerle eşleştirelim.



kola

kano

Okan

koli



Görsellerin altına adlarını yazalım.



Harflerin üzerinden geçerek çalışmayı tamamlayalım.





E e L l A a K k İ i O o

E e L l A a K k İ i O o

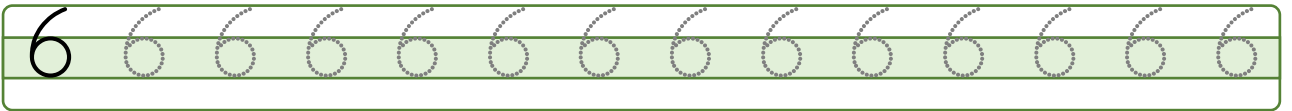
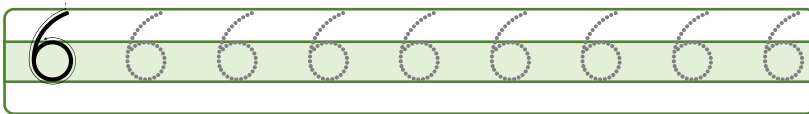
E e L l A a K k İ i O o



İçinde 6 tane varlık olan kutucukları işaretleyelim..



'6' rakamını yazılış yönüne dikkat ederek yazalım.



DİK TEMEL HARF GRUPLARI

Gruplar	Küçük Harf	Büyük Harf
1.Grup	e, l, a, k, i, n	E, L, A, K, İ, N
2.Grup	o, m, u, t, ü, y	O, M, U, T, Ü, Y
3.Grup	ö, r, ı, d, s, b	Ö, R, I, D, S, B
4.Grup	z, ç, g, ş, c, p	Z, Ç, G, Ş, C, P
5.Grup	h, v, ğ, f, j	H, V, Ğ, F, J

Görüş ve önerileriniz için sosyal medya ortamlarından bize ulaşabilirsiniz.
Faydalı olması dileğiyle...

Paylaşımımızdan daha hızlı haberdar olmak için görsellere tıklayarak aşağıdaki kanallardan bizi takip edebilirsiniz.



Meb.Ders.Com
Facebook Grubu



Hasan Yıldırım
Facebook Grubu



Meb.Ders.Com
Telegram Kanalı



Hasan Yıldırım
Telegram Kanalı