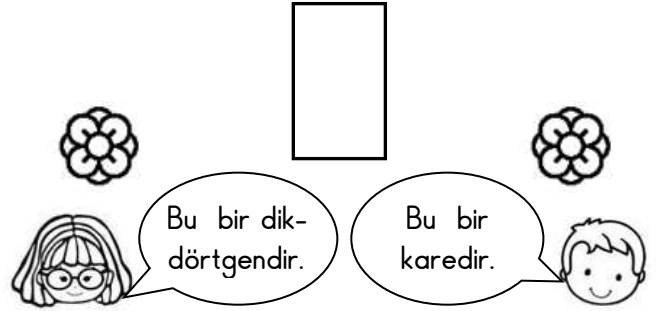
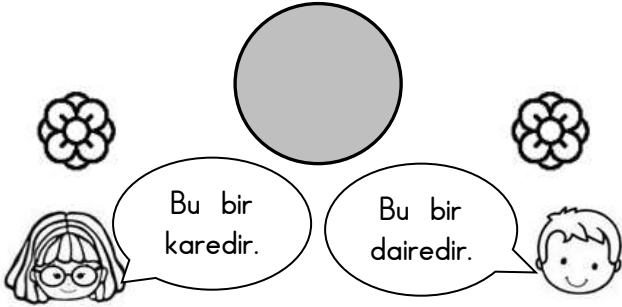
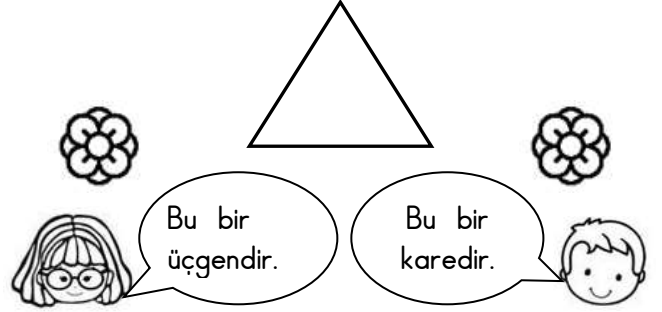
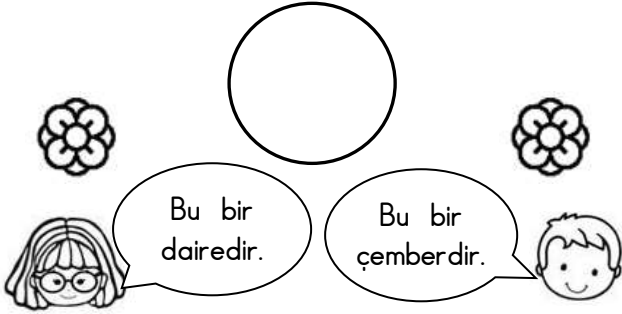
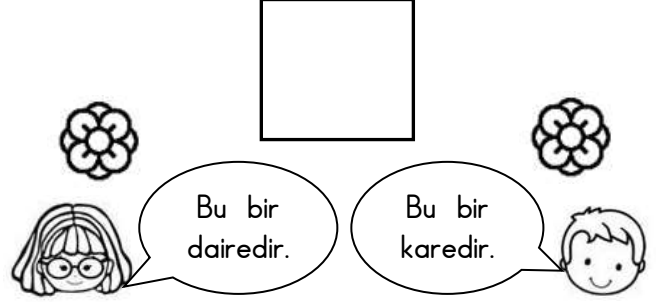
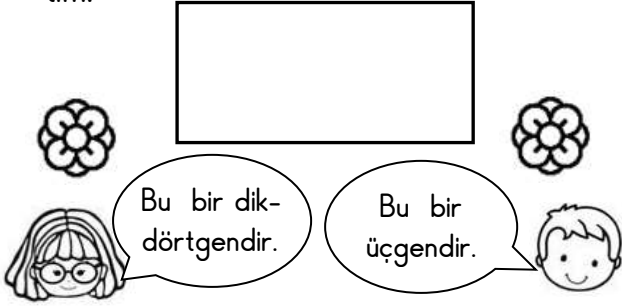


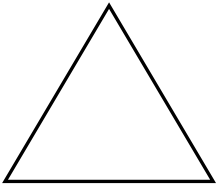


GEOMETRİK ŞEKİLLERİ TANIYALIM

1. Etkinlik: Aşağıda verilen geometrik şekillerin ismini doğru söyleyen çocuğun çiçeğini boyayalım.




2. Etkinlik: Aşağıda verilen geometrik şekillerin köşelerini kırmızı renge, kenarlarını mavi renge boyayalım. Verilen cümlelerdeki boşlukları dolduralım.




Üçgenin tane köşesi vardır.

Üçgenin tane kenarı vardır.



Karenin tane köşesi vardır.

Karenin tane kenarı vardır.



Dikdörtgenin tane köşesi vardır.

Dikdörtgenin tane kenarı vardır.

