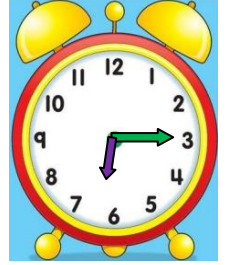
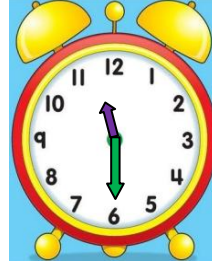
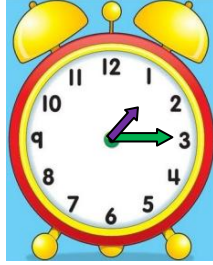
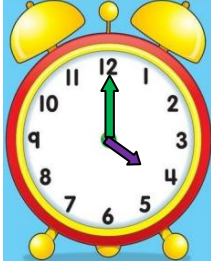
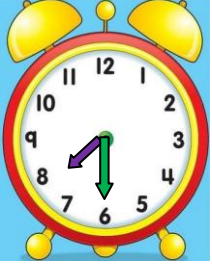


TAM - YARIM - ÇEYREK SAATLERİN OKUNUŞU VE GÖSTERİLİŞİ 3

- Aşağıda okunuşları verilen ifadeleri uygun saat modelleriyle eşleştiriniz.



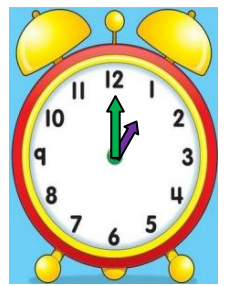
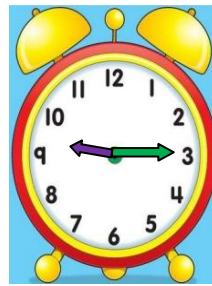
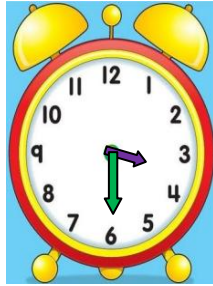

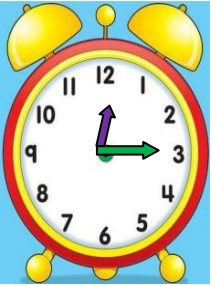
On bir buçuk

Altıyı çeyrek geçiyor

Biri çeyrek geçiyor

Yedi buçuk

Saat dört



Dokuzu çeyrek geçiyor

Saat bir



On ikiyi çeyrek geçiyor

Altı buçuk

Beş buçuk

İskender07 (İlkokul etkinlikleri) - www.mebders.com

- Aşağıda verilen dijital saatleri, analog saatlere akrep ve yelkovan kullanarak çiziniz.



02.30

11.15

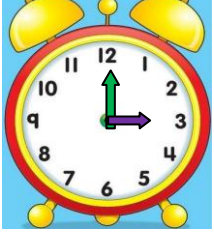
08.00

10.30

07.15

İskender TAŞ - İskender07 (İlkokul etkinlikleri)

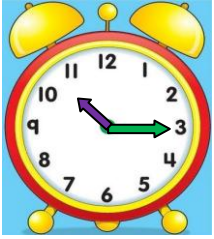
- Aşağıda verilen saatlerin öğleden önce kaç gösterdiklerini okunuşlarını yazınız.



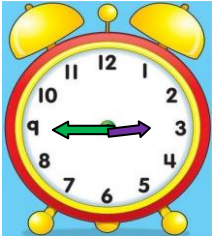
Okunuşu:



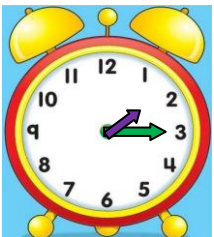
Okunuşu:



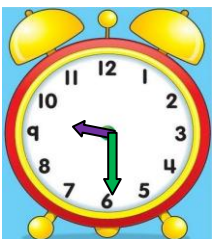
Okunuşu:



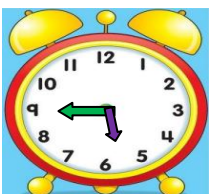
Okunuşu:



Okunuşu:

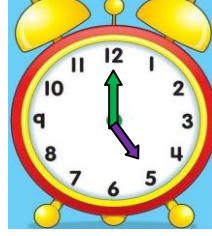


Okunuşu:

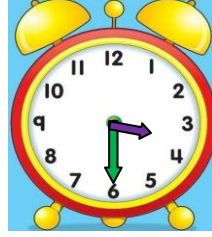


Okunuşu:

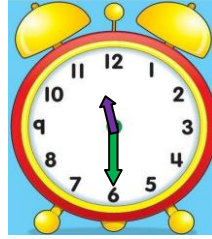
- Aşağıda verilen saatlerin öğleden sonra kaç gösterdiklerini okunuşlarını yazınız.



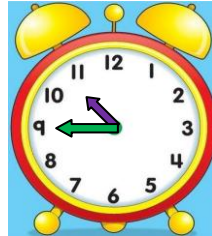
Okunuşu:



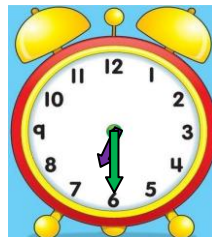
Okunuşu:



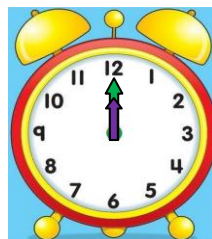
Okunuşu:



Okunuşu:



Okunuşu:



Okunuşu:



Okunuşu: