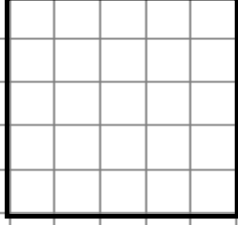


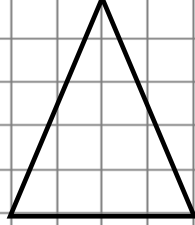


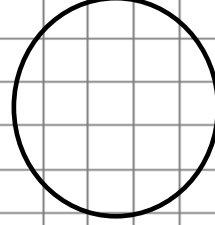
## SİMETRİ DOĞRULARINI BELİRLEYELİM

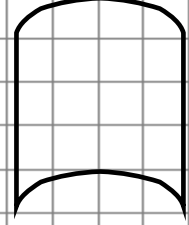


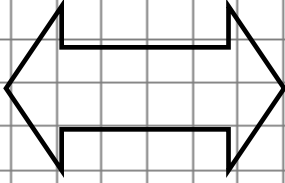
Aşağıdaki şekillere kaç tane simetri doğrusu çizilebilir? Tablodan sayılarla eşleştirelim.

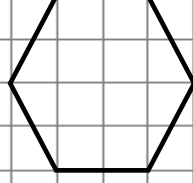










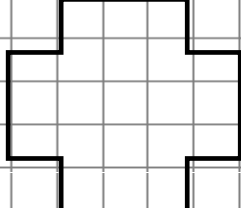


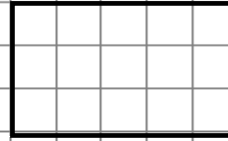


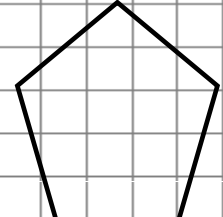


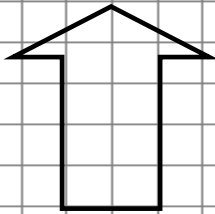


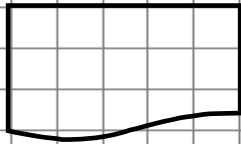



















A	B	C	Ç	D	E	F	G
0	1	6	4	5	1	0	2
Ğ	H	I	İ	J	K	L	M
sayısız	0	1	2	4	1	2	1