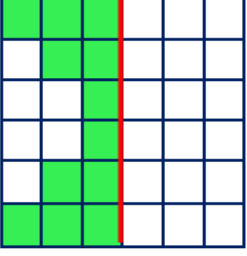




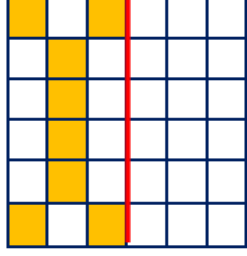
ÇEVRE VE ALAN HESAPLAMALARI




• Aşağıda verilen boyalı alanların doğruya göre simetriğini boyayınız daha sonra alanını hesaplayınız.



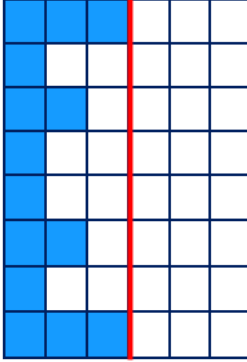
Alan = birimkare



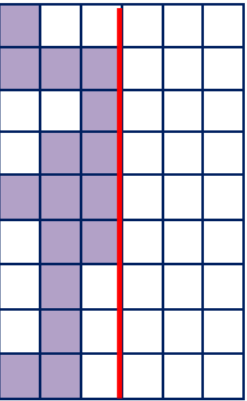
Alan = birimkare



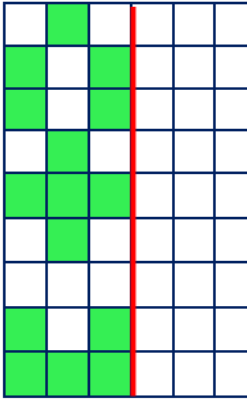
Alan = birimkare



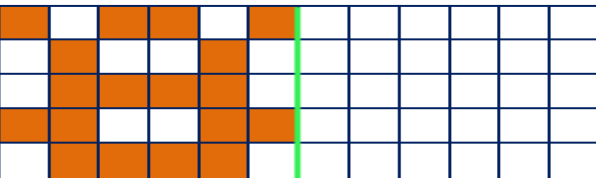
Alan = birimkare



Alan = birimkare

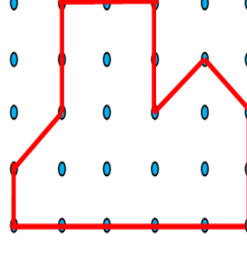


Alan = birimkare

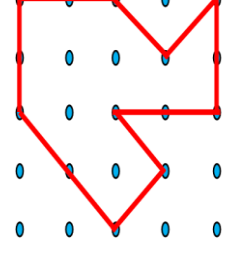


Alan = birimkare

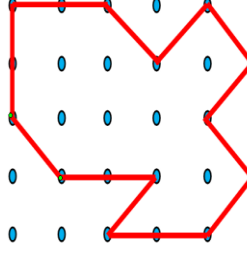
• Aşağıda verilen şekilleri sınırladığı alanları boyadıktan sonra alanlarının kaç birim kare olduğunu altına yazınız.



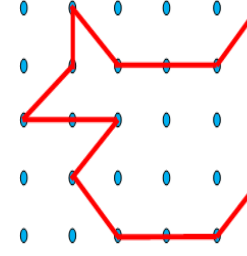
Alan = birimkare



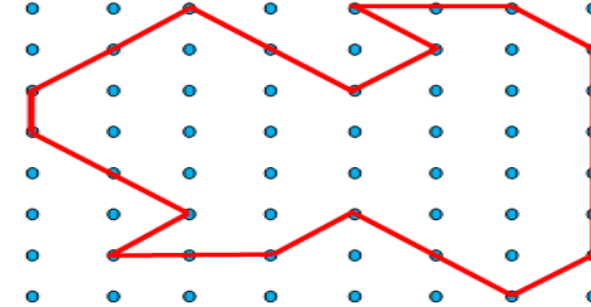
Alan = birimkare



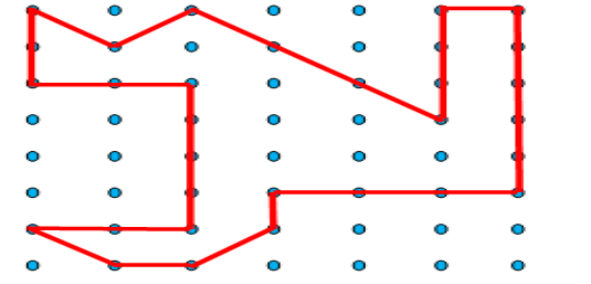
Alan = birimkare



Alan = birimkare

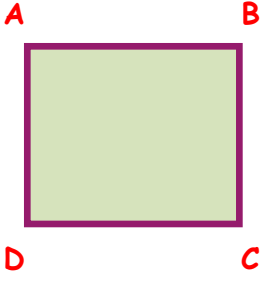


Alan = birimkare

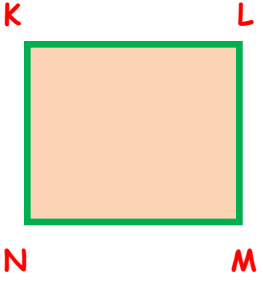


Alan = birimkare

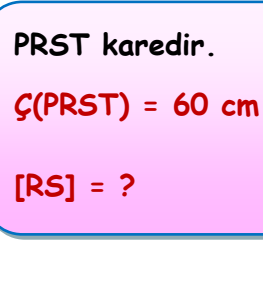
- Aşağıda verilen karelerin kenar, çevre ve kenar uzunluklarını hesaplayınız.



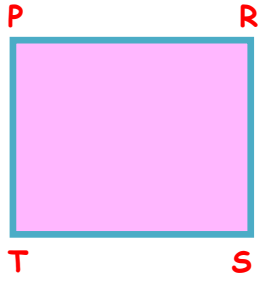
ABCD karedir.
 $[AB] = 8 \text{ cm}$ ise
 $\zeta(ABCD) = ?$



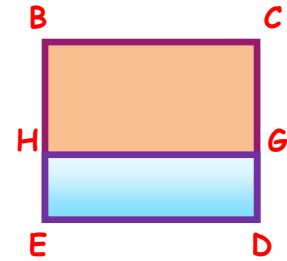
KLMN karedir.
 $[LM] = 12 \text{ cm}$
 $\zeta(KLMN) = ?$



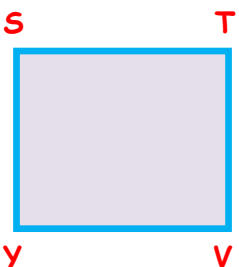
PRST karedir.
 $\zeta(PRST) = 60 \text{ cm}$
 $[RS] = ?$



EFGH karedir.
 $\zeta(EFGH) = 72 \text{ cm}$
 $[HG] + [EH] = ?$




BCDE karedir.
 $\zeta(BCDE) = 52 \text{ cm}$
 $[BH] = 9 \text{ cm}$ $[GD] = ?$



STVY karedir.
 $\zeta(STVY) = 100 \text{ cm}$
 $[YV] = ?$

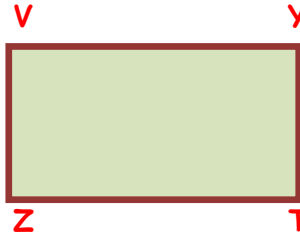
İskender07

- Aşağıda verilen dikdörtgenlerin kenar, çevre ve kenar uzunluklarını hesaplayınız.

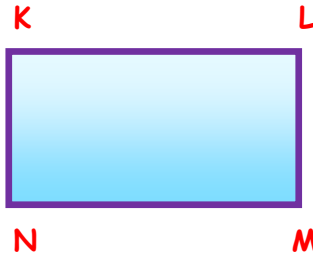


ABCD dikdörtgendir.
 $[AD] = 8 \text{ cm}$
 $[DC] = 17 \text{ cm}$
 $\zeta(ABCD) = ?$

PRST dikdörtgendir.
 $[PT] = 17 \text{ cm}$
 $[PR] = 38 \text{ cm}$
 $\zeta(PRST) = ?$



VYZT dikdörtgendir.
 $\zeta(VYZT) = 46 \text{ cm'dir.}$
 $[ZT] = 15 \text{ cm}$ ise
 $[YT] = ?$



KLMN dikdörtgendir.
 $\zeta(KLMN) = 60 \text{ cm'dir}$
 $[LM] = 10 \text{ cm}$ ise
 $[NM] + [KN] = ?$

EFGH dikdörtgendir.
 $[EF] = 30 \text{ cm}$
 $\zeta(EFGH) = 80 \text{ cm}$
 $[FG] = ?$



İskender07 (İlkokul etkinlikleri)
www.mebders.com