



## 4. SINIF MATEMATİK


### Üçgen, Kare ve Dikdörtgen-I




Adı Soyadı : ..... Sınıfı : ..... No : .....



Aşağıdaki geometrik şekillerin isimlerini yazalım.




.....



.....




.....



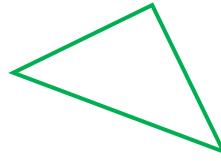
.....




.....



.....




.....



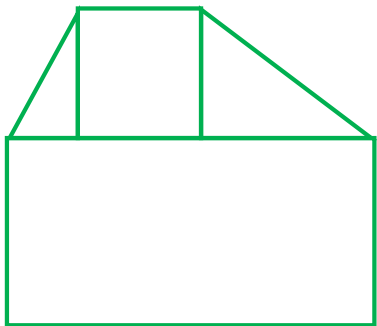
.....



Aşağıdaki verilen şekillerdeki geometrik şekillerin köşelerini isimlendirerek tabloyu dolduralım.



Geometrik Şekil	Adı



Geometrik Şekil	Adı



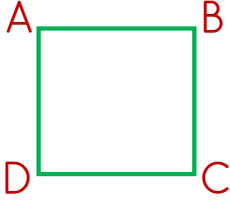
## 4. SINIF MATEMATİK

### Üçgen, Kare ve Dikdörtgen-2




Adı Soyadı : ..... Sınıfı : ..... No : .....

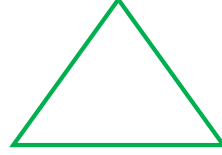
★ Aşağıdaki geometrik şekillerin kenarlarını isimlendirerek örnekteki gibi yazalım.




Kenarları  
[AB] [BC]  
[CD] [DA]




Kenarları



Kenarları




Kenarları



Kenarları



Kenarları

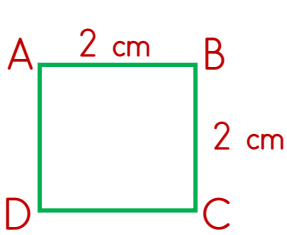


Kenarları

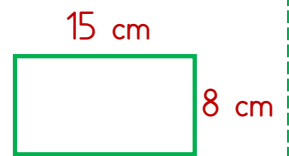
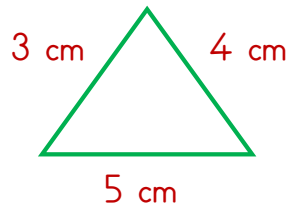
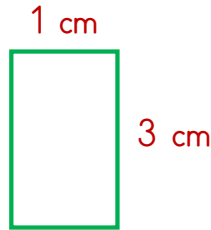


Kenarları

★ Aşağıdaki geometrik şekillerin kenarlarını isimlendirip kenar uzunluklarını örnekteki gibi yazalım.



[AB] = 2 cm  
[BC] = 2 cm  
[CD] = 2 cm  
[DA] = 2 cm





## 4. SINIF MATEMATİK


### Üçgen Çeşitleri



Adı Soyadı : ..... Sınıfı : ..... No : .....



Aşağıdaki üçgenlerin kenar uzunluklarını ölçerek hangi üçgen olduklarını örnekteki gibi işaretleyelim.




Eşkenar Üçgen



İkizkenar Üçgen


Çeşitkenar Üçgen



Eşkenar Üçgen

İkizkenar Üçgen


Çeşitkenar Üçgen



Eşkenar Üçgen

İkizkenar Üçgen

Çeşitkenar Üçgen



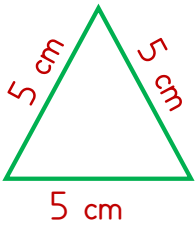
Eşkenar Üçgen

İkizkenar Üçgen

Çeşitkenar Üçgen



Aşağıdaki üçgenlerin kenar uzunluklarına göre hangi üçgen olduklarını örnekteki gibi yazalım.



Eşkenar Üçgen

