

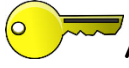



Defterimize yapıştıralım.



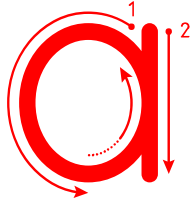
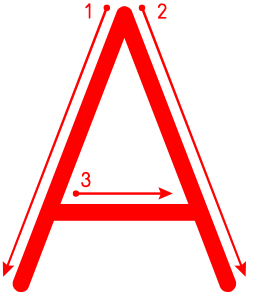


Aşağıdaki bulmacada verilen "A", "a" harflerini bulup boyayalım.



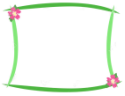



a	e	l	e	A	l	a
E	a	L	a	E	A	l
a	e	a	e	a	a	E
E	A	a	A	E	A	l
a	e	a	e	a	e	a
A	a	L	a	E	A	l
A	e	E	l	a	L	a




"A - a"



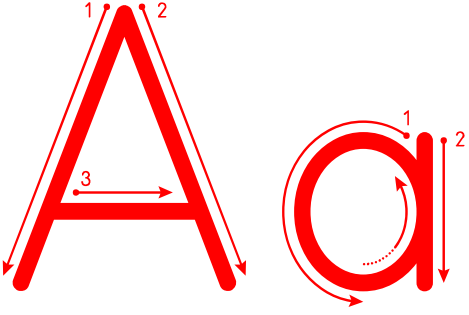

İçinde A - a sesi olan varlıkları işaretleyelim.



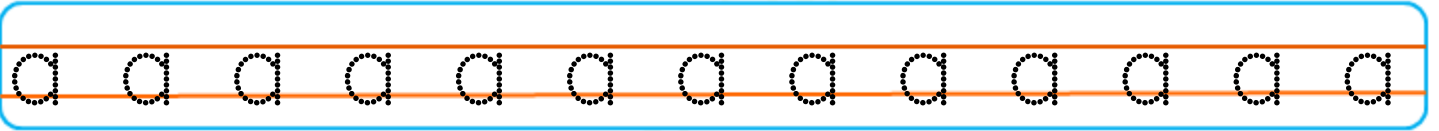
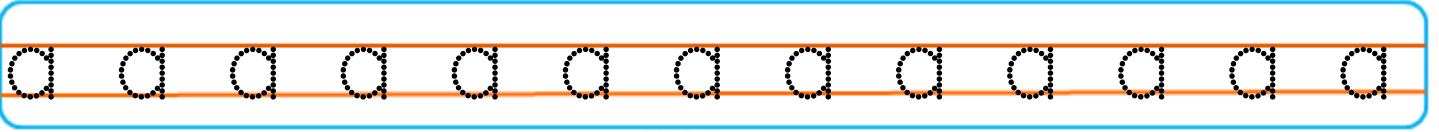
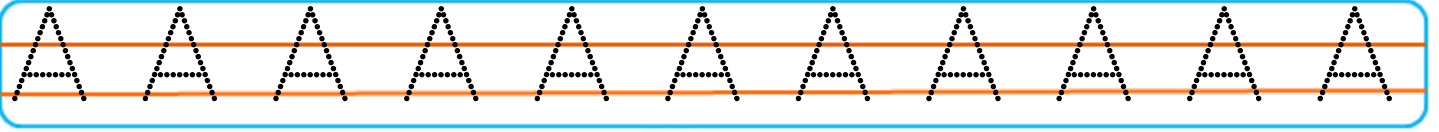
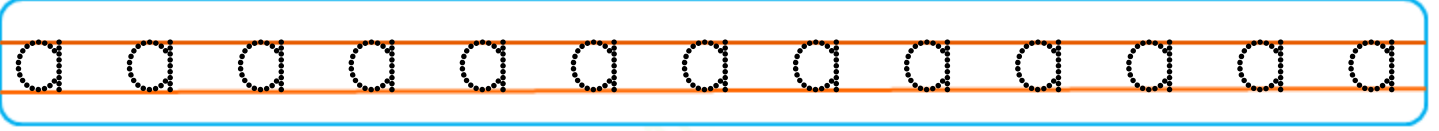
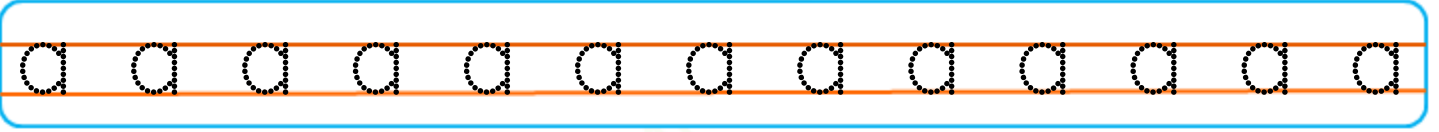
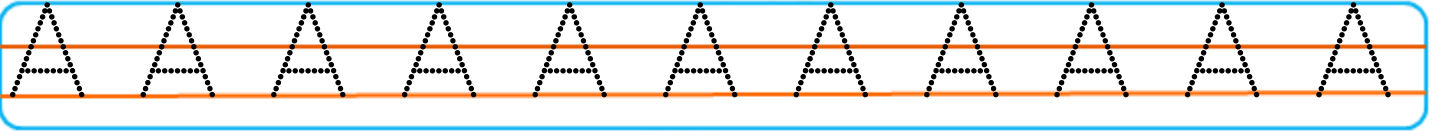
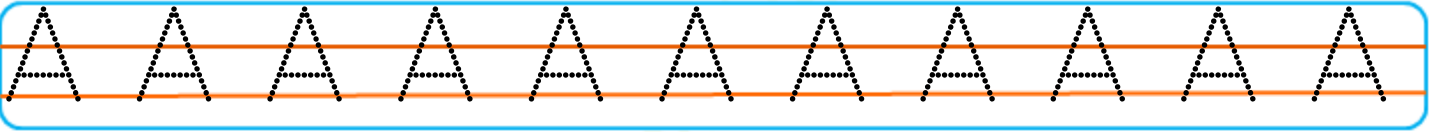
Benim renklerim. Boyayalım...

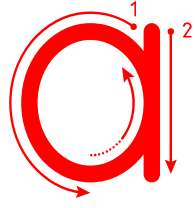
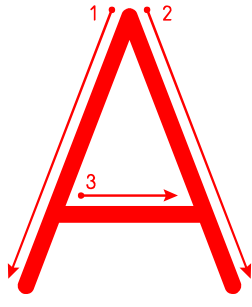


Atatürk



Seslerin üzerinden geçelim





Arı



Aşağıdaki satırları tamamlayalım.

A A

A A

a a

a a

A A

A A

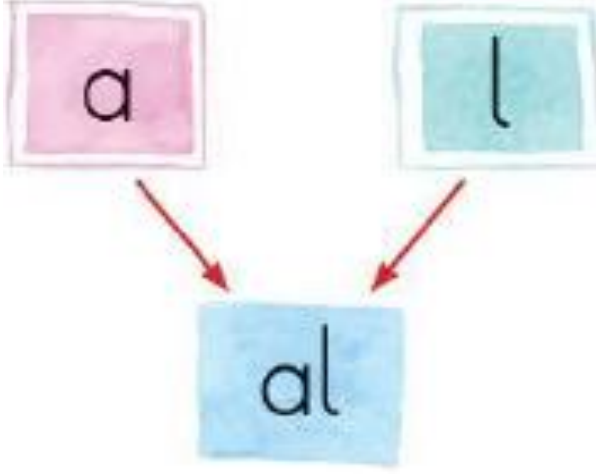
a a

a a

Okuyalım , yazalım.



Oluşturulan kelimeyi okuyalım, yazalım.



al al al
al al al
al al al



Aşağıdaki satırları tamamlayalım.

al al

al al

al al

al al

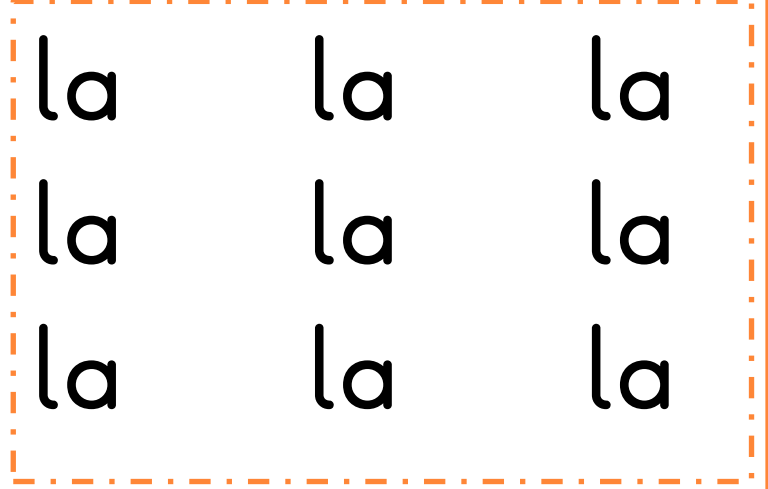
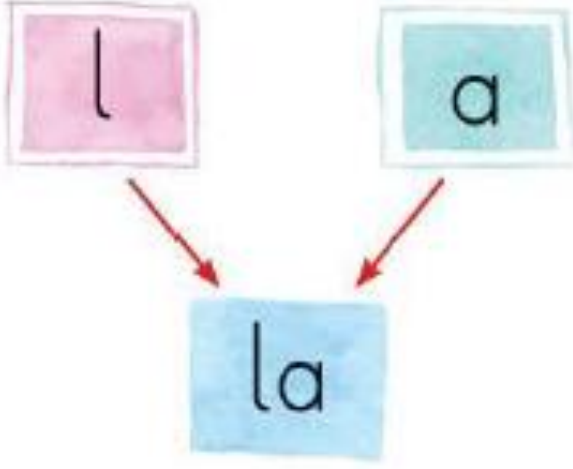
al al

al al

Okuyalım , yazalım.



Oluşturulan heceyi okuyalım, yazalım.



Aşağıdaki satırları tamamlayalım.

la la

la la

la la

la la

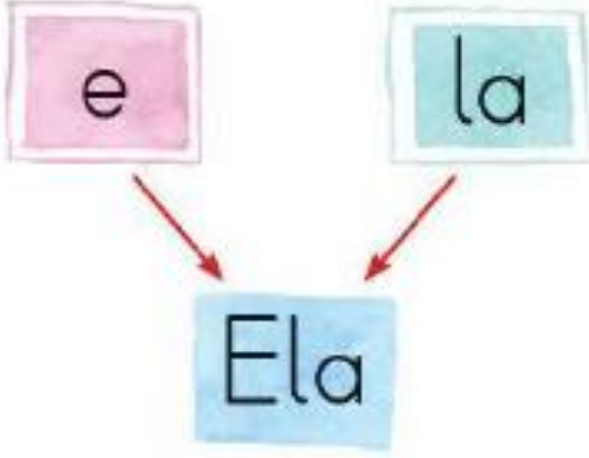
la la

la la

Okuyalım, yazalım.



Oluşturulan kelimeyi okuyalım, yazalım.



Ela Ela Ela

Ela Ela Ela

Ela Ela Ela



Aşağıdaki satırları tamamlayalım.

Ela Ela

Ela Ela

Ela Ela

Ela Ela

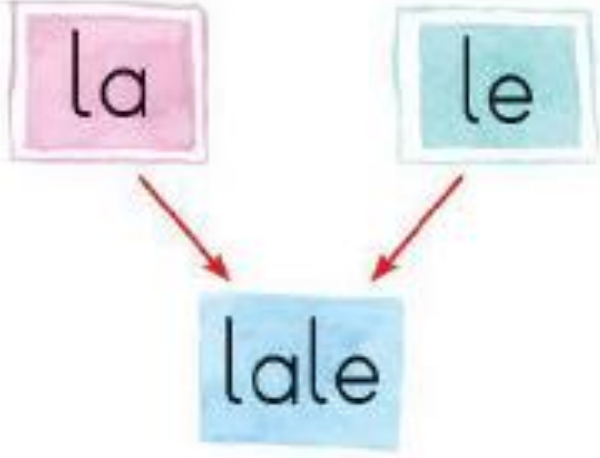
Ela Ela

Ela Ela

Okuyalım, yazalım.



Oluşturulan kelimeyi okuyalım, yazalım.



lale lale lale
lale lale lale
Lale Lale Lale



Aşağıdaki satırları tamamlayalım.

lale lale

lale lale

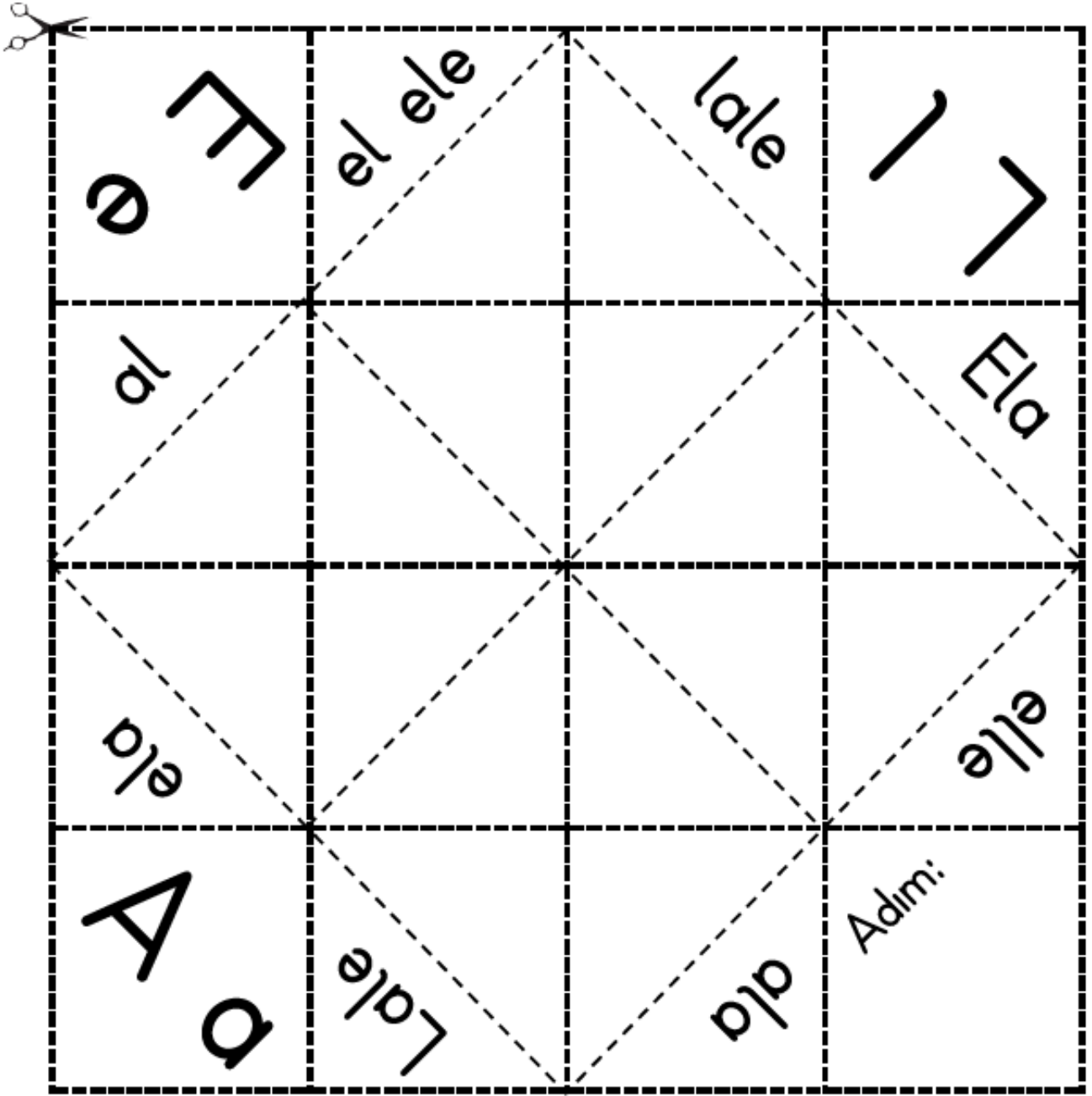
lale lale

Lale Lale

Lale Lale

Lale Lale

A sesi ,tuzluk yapılışı .




Tuzluk Yapımı:

- 1 . Kâğıdı kenarlarındaki çizgili olan yerden kesin.
2. Kâğıdı enine tam ortadan ikiye katlayıp geri açın.
3. Kâğıdı boyuna tam ortadan ikiye katlayın, geri açın.
4. Kâğıdı yazılar alta gelecek şekilde ters çevirin.
5. Şimdi dört köşesi orta noktaya gelecek şekilde katlayın.
6. Kâğıdı tekrar ters çevirin.
7. Çapraz köşeleri üst üste gelecek şekilde katlayıp geri açın.
8. Bütün köşeleri orta noktada birleştirin.
9. Kağıdı tekrar ters çevirin 4 küçük kare oluşacak.
10. İki elimizin işaret ve baş parmaklarını küçük karelerin içine sokun. Parmaklarınızı hareket ettirin. Tuzluklarımız hazır

Not: İnternet arama motorlarına tuzluk yapımı video diye aratıp yapılışını izleyebilirsiniz.

Yukarıdaki şekilleri alttan bulalım, aynı renge boyayalım.



→ Aşağıdaki ses, hece ve kelimeleri okuyalım. Yazalım.

e



e

l



l

el



el

le



le

ele



ele

elle



elle

al



al

la



la

Ela



Ela

lale



lale

Bol bol okuyalım.

Al.

Ela al.


Ela 1 lale al.

Ela , 2 lale ele al.

Ela 1 lale al.

Ela al.

Al.



Lale.

Lale al.


Lale, lale al.

Lale, 3 lale elle al.

Lale, lale al.

Lale, al.

Lale.



K k

Aşağıdaki hece ve kelimeleri okuyalım yazalım

el



Blank writing lines for the word 'el'

al



Blank writing lines for the word 'al'

ele



Blank writing lines for the word 'ele'

ala



Blank writing lines for the word 'ala'

elle



Blank writing lines for the word 'elle'

Ela



Blank writing lines for the word 'Ela'

lale



Blank writing lines for the word 'lale'

El



Blank writing lines for the word 'El'

Lala



Blank writing lines for the word 'Lala'

Lale



Blank writing lines for the word 'Lale'

elle



Blank writing lines for the word 'elle'

Ela



Blank writing lines for the word 'Ela'



El

El ele.

Ela, el ele.

Ela, Lale el ele.

Ela, el ele.

El ele.

El



Lale

Lale al.

Lale, elle al.

Lale, 3 lale elle al.

Lale, elle al.


Lale, al.

K k


Lale



Boyayalım.



Benim renklerim. Boyayalım.



Okuyalım , yazalım.

→ Aşağıdaki verilen metni 5 kere okuyalım. Alt alta sırayla yazalım.

Ela

Ela, 1 lale al.

Ela, lale elle.

Ela, 2 ala lale al.

Ela , Lale el ele.

Lale, 3 lale al.

Blank writing line for the first repetition of the text.

Blank writing line for the second repetition of the text.

Blank writing line for the third repetition of the text.

Blank writing line for the fourth repetition of the text.

Blank writing line for the fifth repetition of the text.

Blank writing line for the sixth repetition of the text.

Okuyalım , yazalım.

Ela el al.

Lale  al.

Lale  al elle.

Ela  al.

Ela, lale elle.

Lale,  elle.

Ela, 6  al.

Ela, ala  al.

Ela, 5  al.

Ela, 7  elle.

Lale el ala.

Lale, lale elle.

4



ELA

Ela, 1 lale al.

Ela, lale elle.

Ela, 2 ala lale al.

Ela , Lale el ele.

Lale, 3 lale al.

ELA

Ela, 1 lale al.

Ela, lale elle.

Ela, 2 ala lale al.

Ela , Lale el ele.

Lale, 3 lale al.

ELA

Ela, 1 lale al.

Ela, lale elle.

Ela, 2 ala lale al.

Ela , Lale el ele.

Lale, 3 lale al.

ELA

Ela, 1 lale al.

Ela, lale elle.

Ela, 2 ala lale al.

Ela , Lale el ele.

Lale, 3 lale al.

ELA

Ela, 1 lale al.

Ela, lale elle.

Ela, 2 ala lale al.

Ela , Lale el ele.

Lale, 3 lale al.

ELA

Ela, 1 lale al.

Ela, lale elle.

Ela, 2 ala lale al.

Ela , Lale el ele.

Lale, 3 lale al.