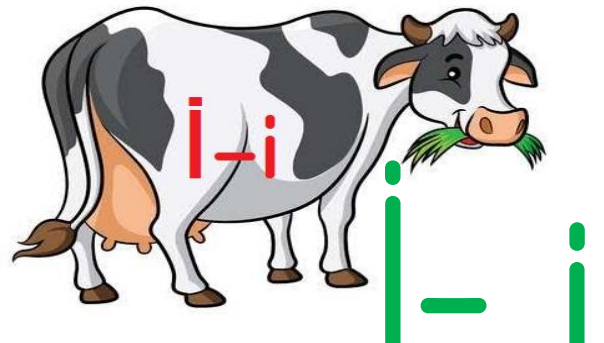
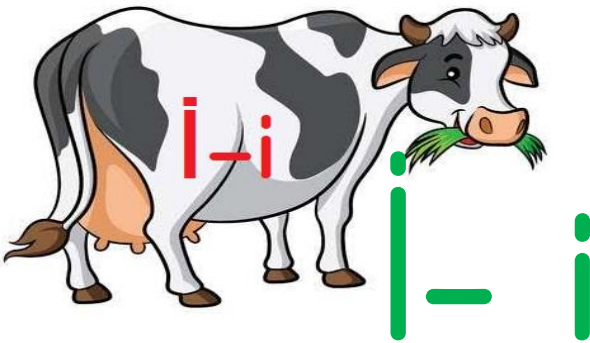
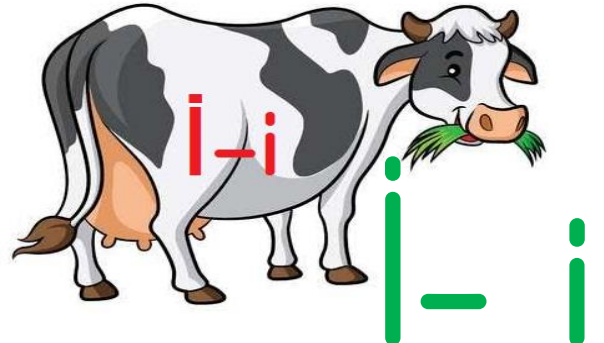
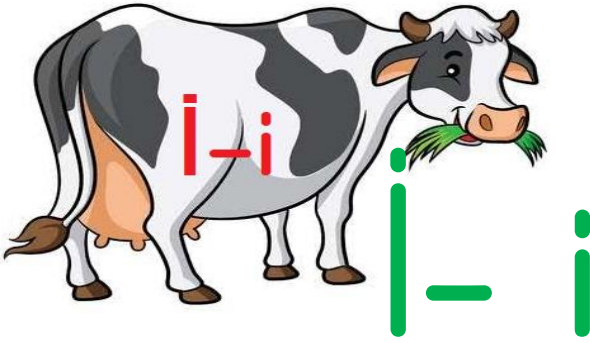
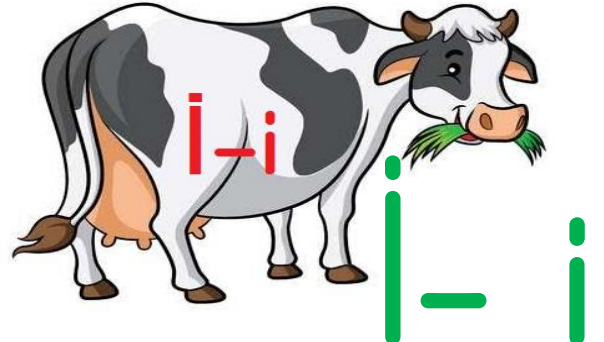
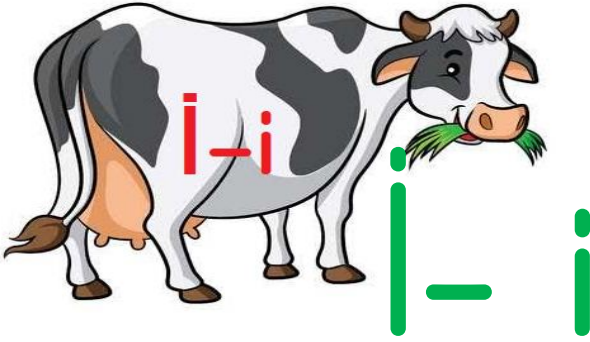
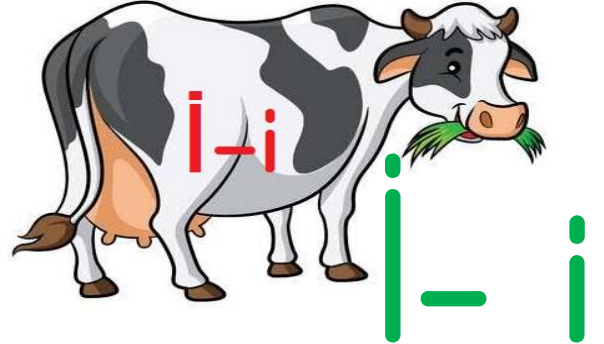
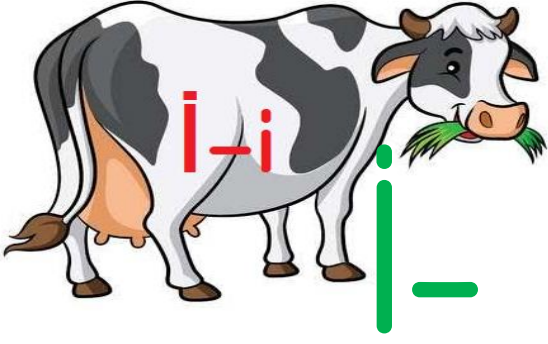
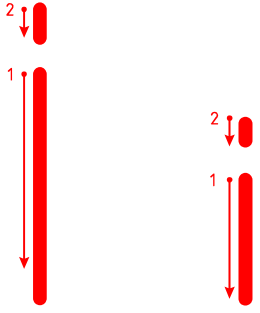


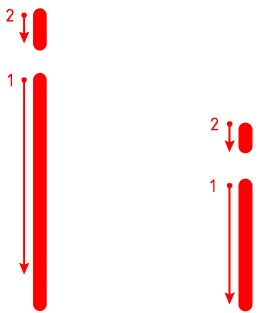
Defterlere yapıştıralım.



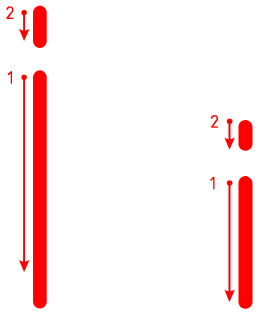
# "i - i"



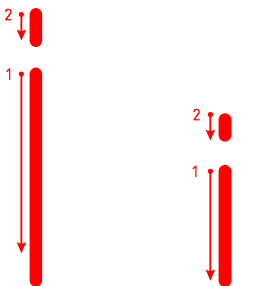
İbn-i Sina



İbn-i Sina



İbn-i Sina




İbn-i Sina



Aşağıdaki bulmacada verilen “i” , “i” harflerini bulup boyayalım.


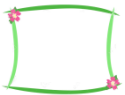



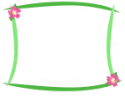

İ	a	İ	k	i	A	İ
A	l	L	e	l	E	e
i	K	İ	a	i	k	i
e	a	i	K	İ	a	E
İ	k	a	e	l	K	İ
E	i	l	İ	l	i	a




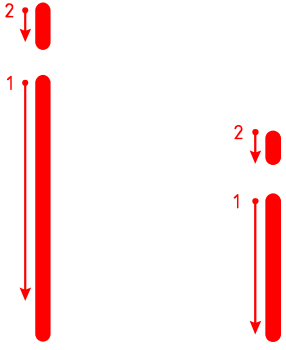
# "i - i"



İçinde i - i sesi olan varlıkları işaretleyelim.





# Tamamlayalım.



i nek



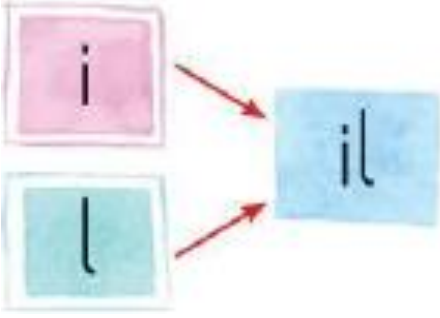
Seslerin üzerinden geçelim, tamamlayalım.



# Okuyalım , yazalım.



Oluşturulan kelimeleri okuyalım, yazalım.

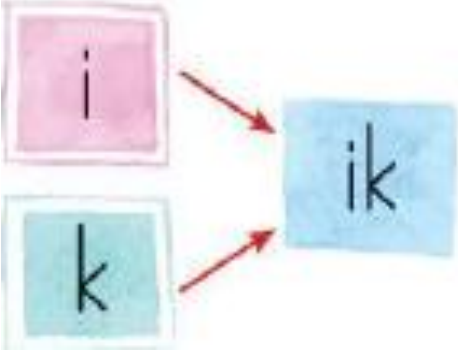


il il il  
il il il  
il il il

il il

il il

il il



ik ik ik  
ik ik ik  
ik ik ik

ik ik

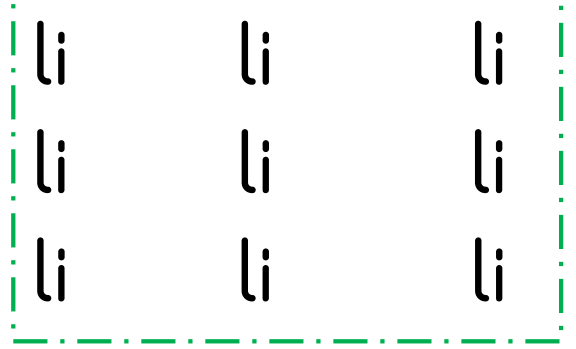
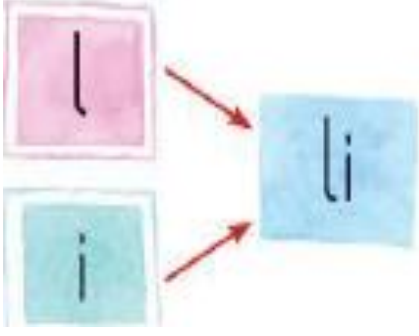
ik ik

ik ik

# Okuyalım , yazalım.



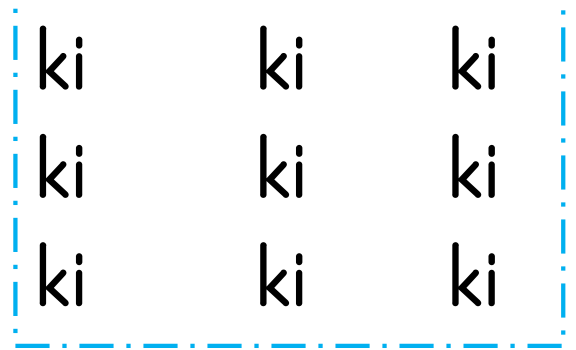
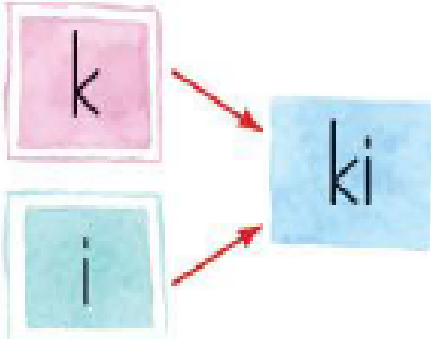
Oluşturulan kelimeleri okuyalım, yazalım.



li li

li li

li li



ki ki

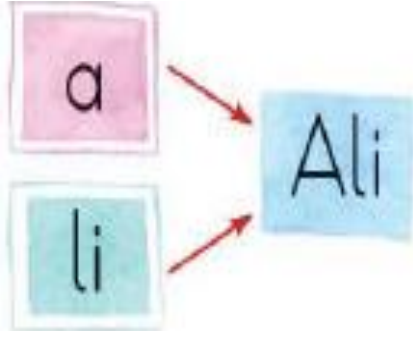
ki ki

ki ki

# Okuyalım , yazalım.



Oluşturulan kelimeleri okuyalım, yazalım.

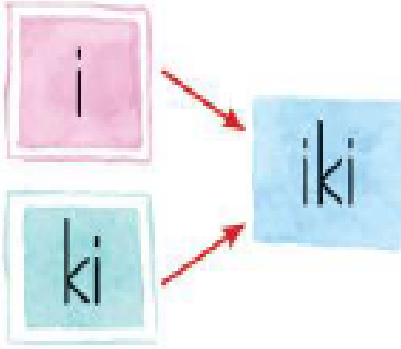


Ali Ali Ali  
Ali Ali Ali  
Ali Ali Ali

Ali Ali

Ali Ali

Ali Ali



iki iki iki  
iki 2 iki  
iki iki iki

iki iki

iki iki

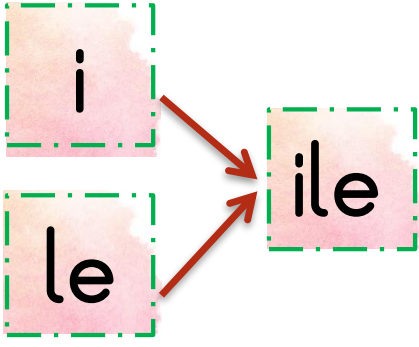
iki iki



# Okuyalım , yazalım.



Oluşturulan kelimeleri okuyalım, yazalım.

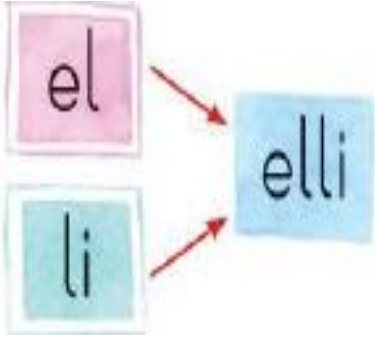


ile ile  
ile ile  
ile ile

ile ile

ile ile

ile ile



elli elli  
elli elli  
50 elli 50

elli elli

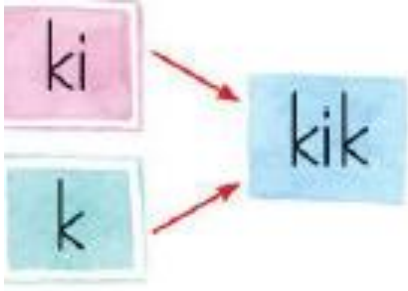
elli elli

elli elli

# Okuyalım , yazalım.



Oluşturulan heceleri ve kelimeleri okuyalım, yazalım.

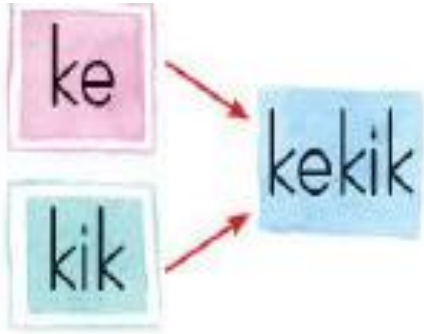


kik kik  
kik kik  
kik kik

kik kik

kik kik

kik kik




kekik kekik  
kekik kekik  
kekik kekik

kekik kekik

kekik kekik

kekik kekik

# Dikkat edelim, boyayalım.



# 5'er defa okuyalım.

Ali

Ali, al.

Ali, kek al.

Ali , iki kek al.


Ali, kek al.

Ali, al.

Ali



Ali



İlke

İlke, ek.

İlke, lale ek.

İlke , iki ak lale ek.


İlke ile Lale, ak lale ek.

İlke , iki ak lale ek.

İlke, lale ek.

İlke, ek.

İlke



N n

# 5'er defa okuyalım.



Ali

İlke

İlke, kekik al.

İlke elli kekik al.

İlke, Ali ile kekik al.

İlke, Ali ile elli kekik al.

İlke, Ali ile kekik al.

İlke, elli kekik al.

İlke, kekik al.

İlke



kekik

Kelek

Kelek al.

Ali, kelek al

Ali, elli kelek al.

Ali, elli iki kelek al.

Ali, elli kelek al.

Ali, kelek al.

Kelek al.

Kelek

kelek



50

N

n

iki

kil

Ali

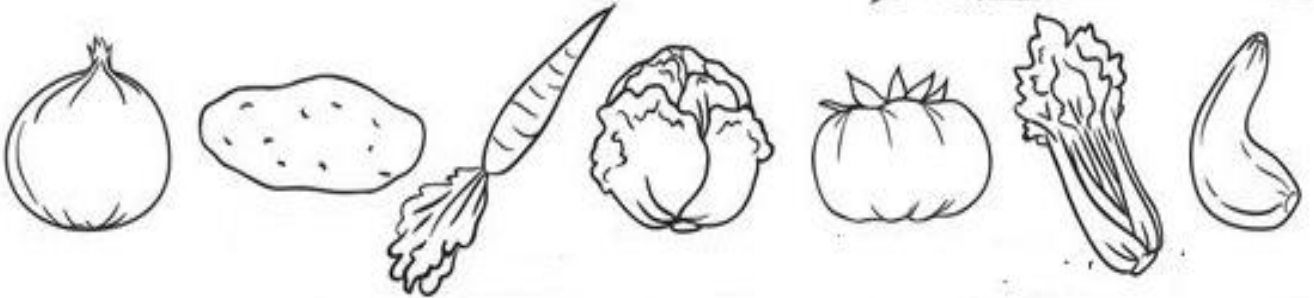
ile

ilke

elli

# Gizli nesnelere bulalım.

→ Gizli nesnelere bulalım , aynı renge boyayalım.



# Okuyalım, yazalım.



Aşağıdaki kelimeleri okuyalım, alt alta yazalım.

iki

ile

kil

ekli



Ali

İlke

elli

ikili



ekili

lila

ilik

keklik



➡ Aşağıdaki heceleri ve kelimeleri okuyalım.

al	el	il	ak	ek
ik	la	le	li	ka
ke	ki	kil	kal	kel
Ela	Lale	Ali	İlke	iki
kale	elek	kek	lila	elli



# Okuyalım, yazalım.

⇒ İlke, iki kek ekle.

⇒ Ali, elli iki kek al.

⇒ Ela ile İlke el ele.

⇒ Lale, iki elek al.

⇒ İlke. İki keklük al.

⇒ İki ala lale ekili.

⇒ Lale ile Ela el al.

# 5 kere okuyalım, yazalım.




ALİ

Ali iki lale al.

İlke ile elek al.

Ela, elli lale al.

İlke, iki kelek al.



50

Blank writing lines for the number 50.

Four sets of blank writing lines for practicing the poem.





Defterlerimize yapıştıralım , yazalım.

İLKE

İlke kale al.

Ali elli kek al.

Ela, iki kek ekle.

Ali ile lale al.

İLKE

İlke kale al.

Ali elli kek al.

Ela, iki kek ekle.

Ali ile lale al.

İLKE

İlke kale al.

Ali elli kek al.

Ela, iki kek ekle.

Ali ile lale al.

İLKE

İlke kale al.

Ali elli kek al.

Ela, iki kek ekle.

Ali ile lale al.

İLKE

İlke kale al.

Ali elli kek al.

Ela, iki kek ekle.

Ali ile lale al.

İLKE

İlke kale al.

Ali elli kek al.

Ela, iki kek ekle.

Ali ile lale al.