



# ÖRÜNTÜLER 1



**ÖRÜNTÜ:** Nesnelerin sayılarının ve şekillerinin belirli bir kurala göre sıralanmasına **örüntü** denir.

Aşağıdaki örüntüleri inceleyiniz, örüntünün kuralını yazınız. Noktalı yere gelecek nesnenin adını yazınız.

İskender07




Örüntünün kuralı: ..... - ..... - .....



Örüntünün kuralı: ..... - ..... - .....



Örüntünün kuralı: ..... - ..... - .....



Örüntünün kuralı: ..... - ..... - .....



Örüntünün kuralı: ..... - ..... - .....



Örüntünün kuralı: ..... - ..... - .....



## ÖRÜNTÜLER 2




**ÖRÜNTÜ:** Nesnelerin sayılarının ve şekillerinin belirli bir kurala göre sıralanmasına **örüntü** denir.

Aşağıdaki örüntüleri inceleyiniz, örüntünün kuralını yazınız. Noktalı yere gelecek nesnenin adını yazınız.

İskender07



Örüntünün kuralı: ..... - ..... - .....



Örüntünün kuralı: ..... - ..... - .....



Örüntünün kuralı: ..... - ..... - .....



Örüntünün kuralı: ..... - ..... - .....



Örüntünün kuralı: ..... - ..... - .....





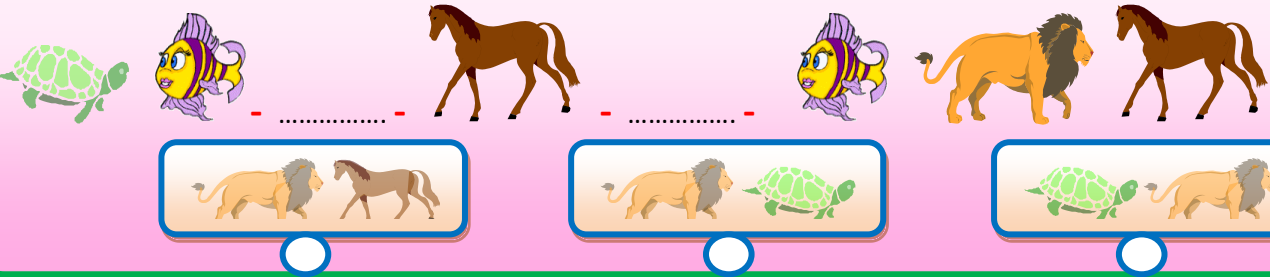
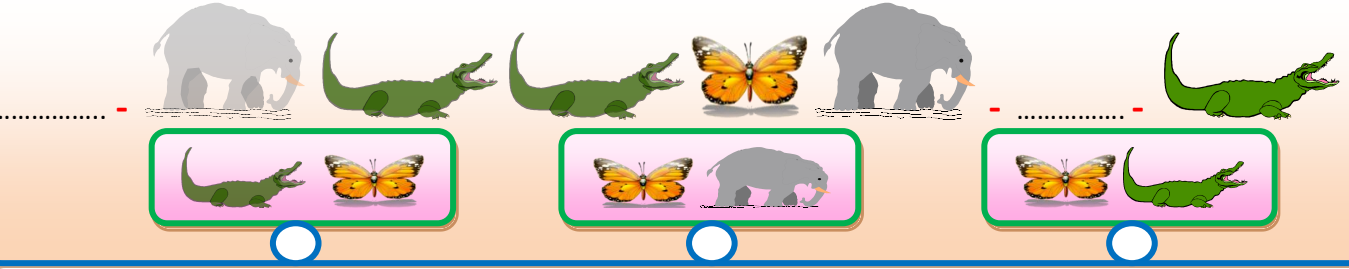
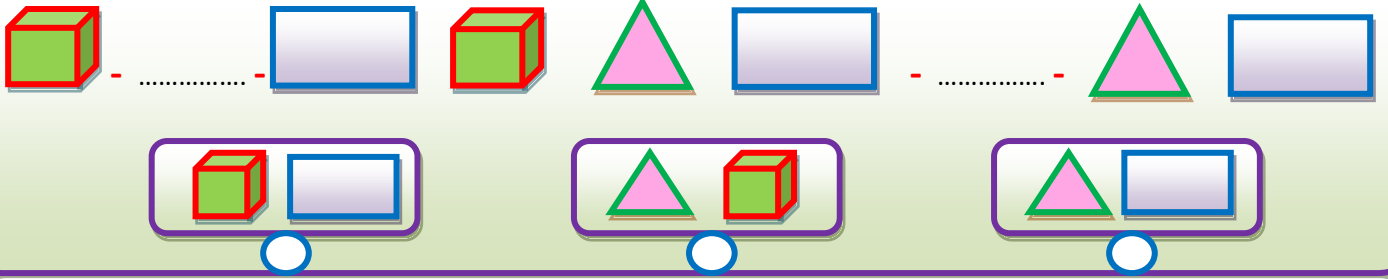
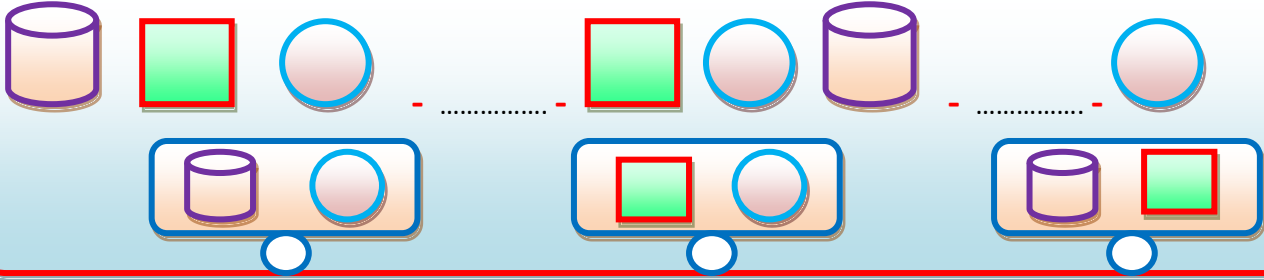
Örüntünün kuralı: ..... - ..... - .....



# ÖRÜNTÜLER 3



Aşağıdaki şekillerde örüntünün kuralına göre sırası ile gelecek şekilleri işaretleyiniz.


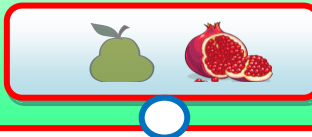

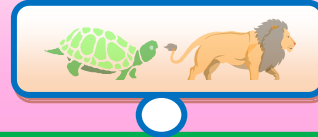




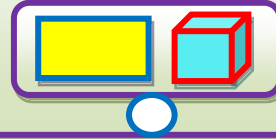
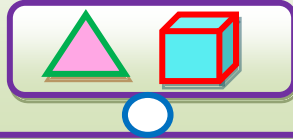
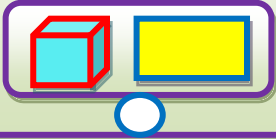
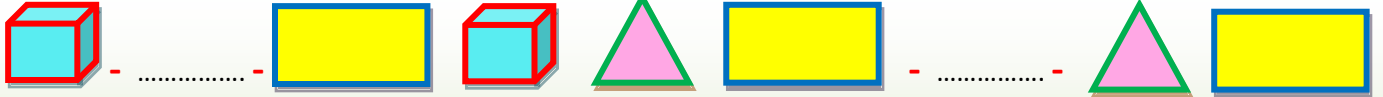
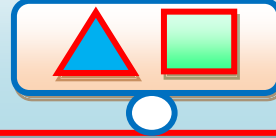
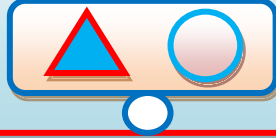
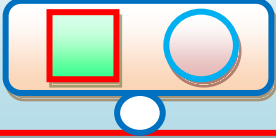




# ÖRÜNTÜLER 4



Aşağıdaki şekillerde örüntünün kuralına göre sırası ile gelecek şekilleri işaretleyiniz.



İskender TAs