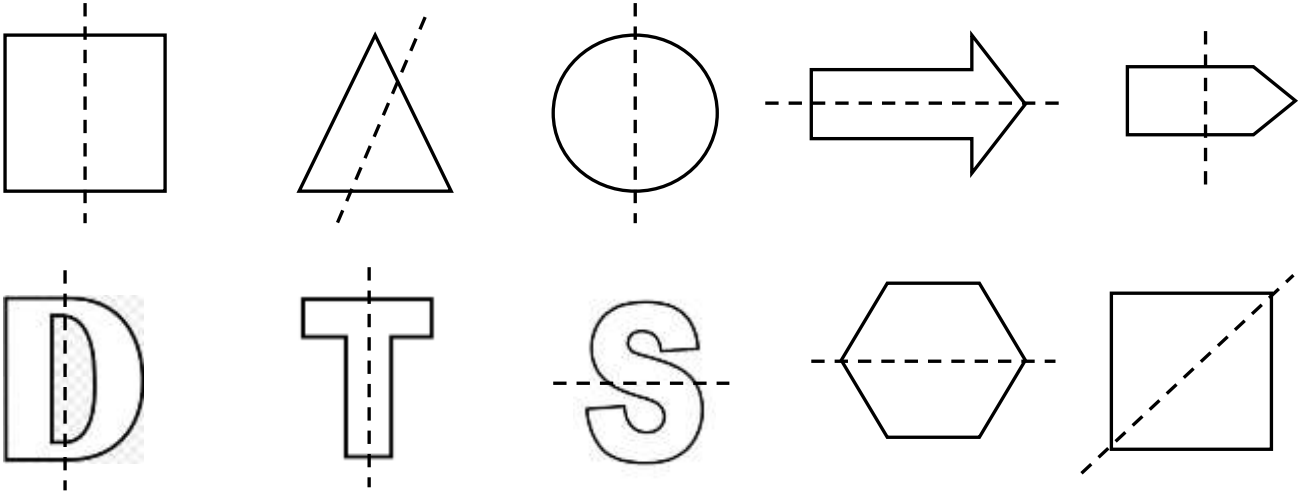
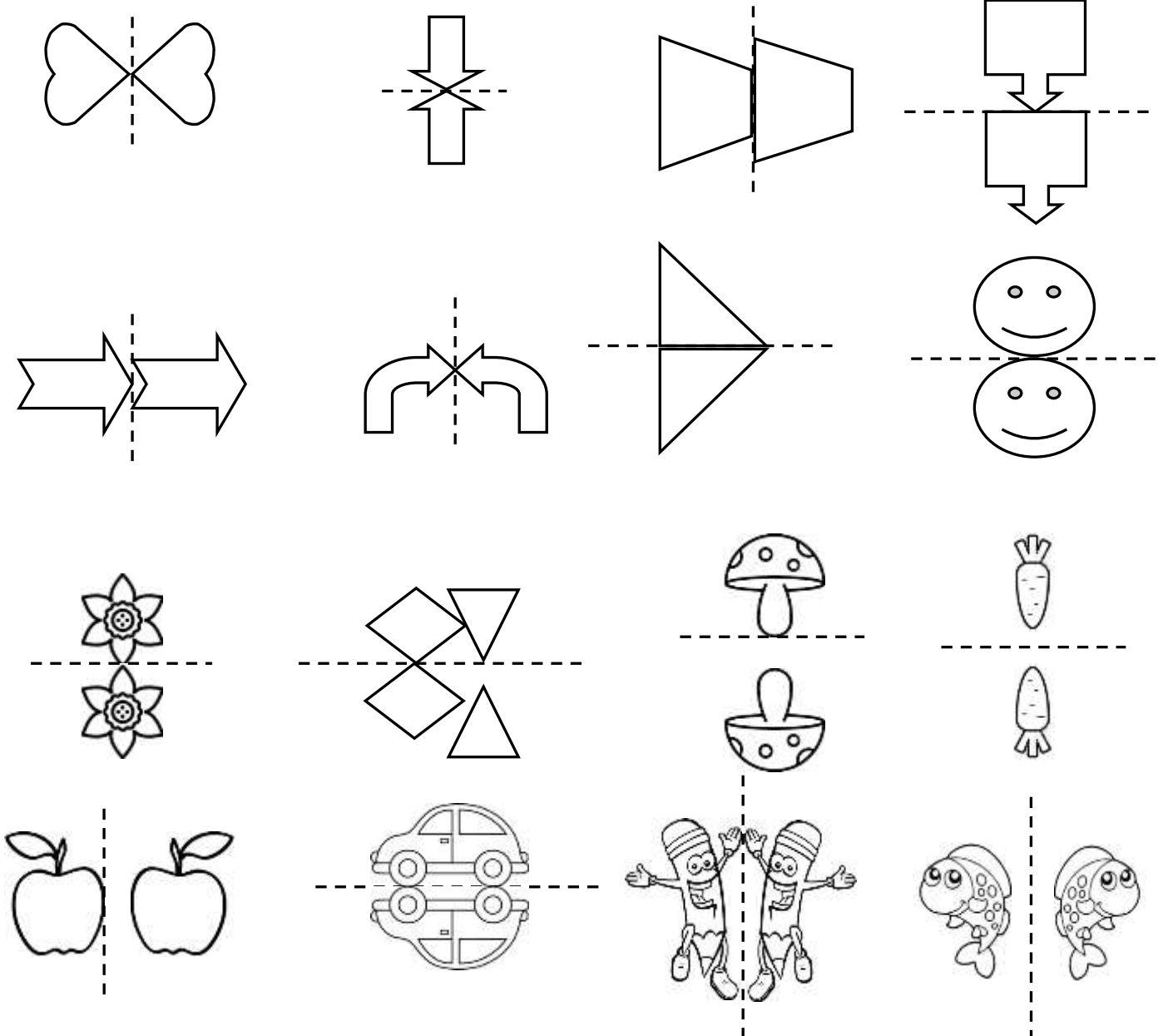


SİMETRİK ŞEKİLLER

1. Etkinlik: Aşağıdaki harf ve şekillerden belirtilen şekilde katlandığında iki eş parçaya ayrılabilenleri boyayalım .

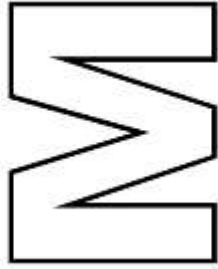

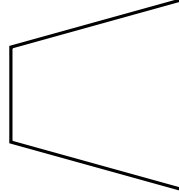

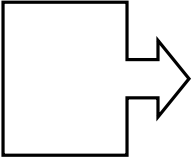


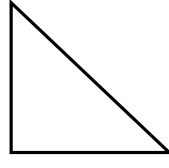
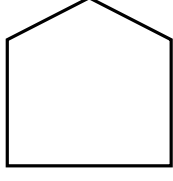


2. Etkinlik: Aşağıdaki şekillerden ve resimlerden simetrik olanları boyayalım .




SİMETRİK ŞEKİLLER

1. Etkinlik: Aşağıdaki şekillerin simetri çizgilerini çizerek iki eş parçaya ayıralım .



2. Etkinlik: Aşağıdaki eş parçalar eşleyelim ve aynı renge boyayalım.

1



2



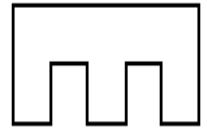
3



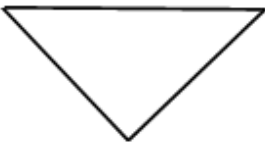
4



5



...



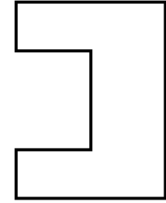
6



...



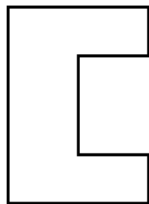
7



...



...



...



...



...



SİMETRİK ŞEKİLLER

1. Etkinlik: Aşağıdaki harflerden 2 eş parçaya ayrılabilir olanları boyayalım.



2. Etkinlik: Aşağıdaki şekillerin katlama doğrularına göre diğer yarılarını çiziniz.

