

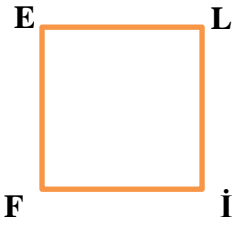
Adı : .....  
Soyadı: .....

4. Sınıf  
Matematik

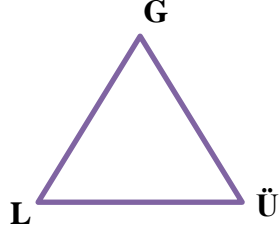
Geometrik Şekiller-1  
İsimlendirme-1

Geometrik şekilleri isimlendirelim.

- \* İsimlendirmede köşedeki harfler kullanılır.
- \* Köşe isimleri ve şekil isimleri büyük harfle yazılır.



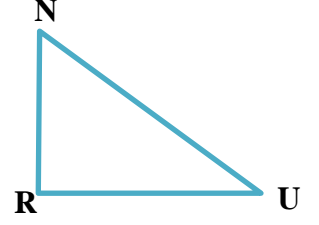
.....



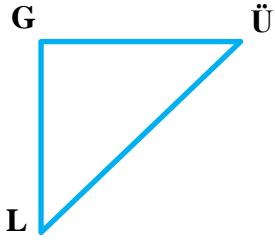
.....



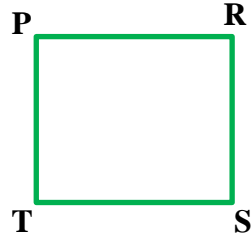
.....



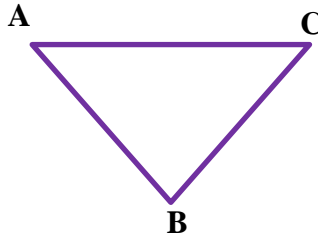
.....



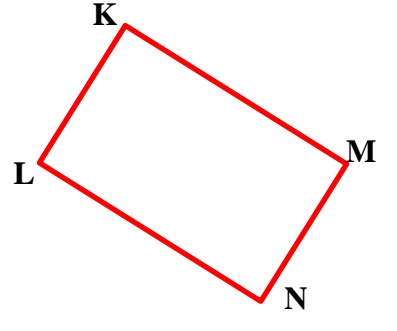
.....



.....



.....




.....

Geometrik şekillerin köşelerine istediğimiz harfleri yazarak isimlendirelim.



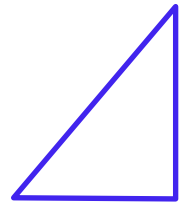
.....



.....

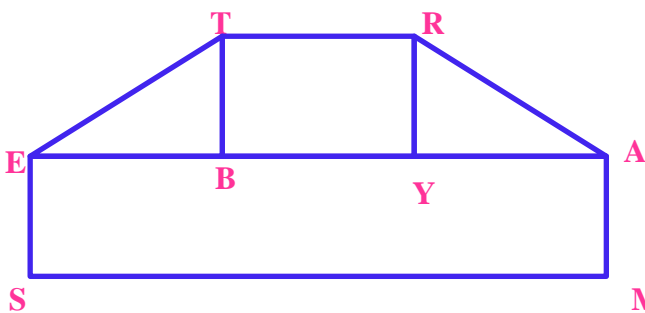


.....



.....

Geometrik şekillerin köşelerine istediğimiz harfleri yazarak isimlendirelim.



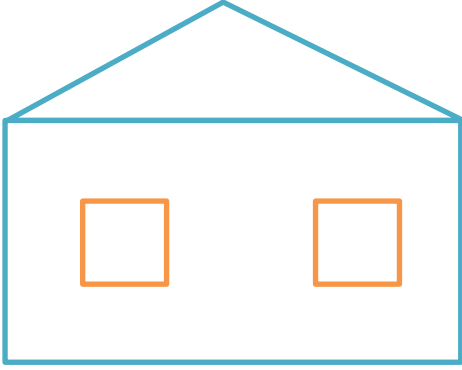
| Geometrik Şekil | Adı   |
|-----------------|-------|
| .....           | ..... |
| .....           | ..... |
| .....           | ..... |
| .....           | ..... |

Adı : .....  
Soyadı: .....

4. Sınıf  
Matematik

Geometrik Şekiller-1  
İsmlendirme-1

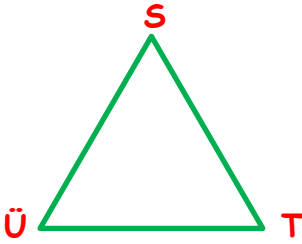
Geometrik şekillerin köşelerine istediğimiz harfleri yazarak isimlendirelim.



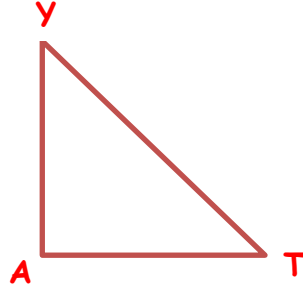
| Geometrik Şekil | Adı   |
|-----------------|-------|
| .....           | ..... |
| .....           | ..... |
| .....           | ..... |
| .....           | ..... |

Aşağıda verilen şekilleri farklı olarak isimlendirelim.

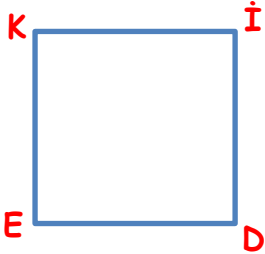
**Not:** Üçgen isimlendirmesinde sembol kullanılır. Dörtgenlerde kullanılmaz.



|                    |                    |
|--------------------|--------------------|
| $\triangle$<br>SÜT | $\triangle$<br>STÜ |
| $\triangle$<br>ÜTS | $\triangle$<br>TÜS |
| $\triangle$<br>TSÜ | $\triangle$<br>ÜST |



|       |       |
|-------|-------|
| ..... | ..... |
| ..... | ..... |
| ..... | ..... |

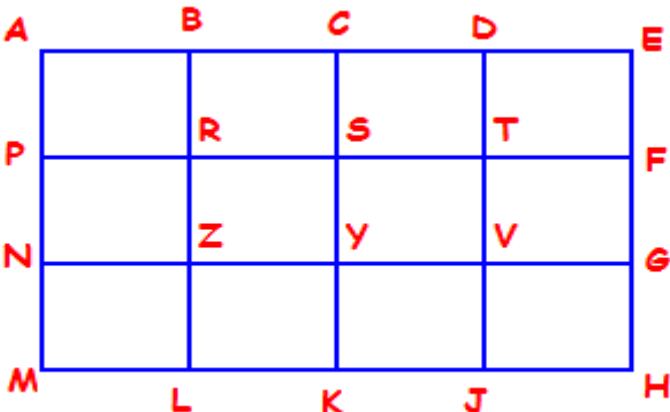


|       |       |
|-------|-------|
| ..... | ..... |
| ..... | ..... |
| ..... | ..... |



|       |       |
|-------|-------|
| ..... | ..... |
| ..... | ..... |
| ..... | ..... |

Yanda verilen geometrik alanları istenen renge boyayınız.



DEFT

ADTP

TFHJ

STVY

PSKM

YZJK