





## BÖLME İŞLEMİ YAPALIM


1. Etkinlik : Aşağıdaki bölme işlemlerini yapalım.


$$\begin{array}{r} 6 \\ | \\ \hline 2 \end{array}$$



$$\begin{array}{r} 12 \\ | \\ \hline 3 \end{array}$$



$$\begin{array}{r} 20 \\ | \\ \hline 4 \end{array}$$



$$\begin{array}{r} 15 \\ | \\ \hline 5 \end{array}$$



$$\begin{array}{r} 3 \\ | \\ \hline 1 \end{array}$$



$$\begin{array}{r} 3 \\ | \\ \hline 3 \end{array}$$



$$\begin{array}{r} 24 \\ | \\ \hline 4 \end{array}$$



$$\begin{array}{r} 5 \\ | \\ \hline 5 \end{array}$$



$$\begin{array}{r} 16 \\ | \\ \hline 2 \end{array}$$



$$\begin{array}{r} 4 \\ | \\ \hline 1 \end{array}$$



$$\begin{array}{r} 8 \\ | \\ \hline 4 \end{array}$$



$$\begin{array}{r} 9 \\ | \\ \hline 3 \end{array}$$


$$\begin{array}{r} 2 \\ | \\ \hline 2 \end{array}$$


$$\begin{array}{r} 15 \\ | \\ \hline 3 \end{array}$$


$$\begin{array}{r} 4 \\ | \\ \hline 4 \end{array}$$


$$\begin{array}{r} 20 \\ | \\ \hline 5 \end{array}$$


$$\begin{array}{r} 14 \\ | \\ \hline 2 \end{array}$$


$$\begin{array}{r} 5 \\ | \\ \hline 1 \end{array}$$
