





BÖLME İŞLEMİ YAPALIM


1. Etkinlik : Aşağıdaki bölme işlemlerini yapalım.


$$\begin{array}{r} 8 \quad 2 \\ | \quad \text{---} \\ \hline \end{array}$$



$$\begin{array}{r} 6 \quad 3 \\ | \quad \text{---} \\ \hline \end{array}$$



$$\begin{array}{r} 7 \quad 1 \\ | \quad \text{---} \\ \hline \end{array}$$



$$\begin{array}{r} 2 \quad 1 \\ | \quad \text{---} \\ \hline \end{array}$$



$$\begin{array}{r} 12 \quad 4 \\ | \quad \text{---} \\ \hline \end{array}$$



$$\begin{array}{r} 30 \quad 5 \\ | \quad \text{---} \\ \hline \end{array}$$



$$\begin{array}{r} 10 \quad 2 \\ | \quad \text{---} \\ \hline \end{array}$$



$$\begin{array}{r} 21 \quad 3 \\ | \quad \text{---} \\ \hline \end{array}$$



$$\begin{array}{r} 32 \quad 4 \\ | \quad \text{---} \\ \hline \end{array}$$



$$\begin{array}{r} 9 \quad 1 \\ | \quad \text{---} \\ \hline \end{array}$$



$$\begin{array}{r} 45 \quad 5 \\ | \quad \text{---} \\ \hline \end{array}$$



$$\begin{array}{r} 12 \quad 2 \\ | \quad \text{---} \\ \hline \end{array}$$


$$\begin{array}{r} 27 \quad 3 \\ | \quad \text{---} \\ \hline \end{array}$$


$$\begin{array}{r} 28 \quad 4 \\ | \quad \text{---} \\ \hline \end{array}$$


$$\begin{array}{r} 10 \quad 5 \\ | \quad \text{---} \\ \hline \end{array}$$


$$\begin{array}{r} 18 \quad 2 \\ | \quad \text{---} \\ \hline \end{array}$$


$$\begin{array}{r} 18 \quad 3 \\ | \quad \text{---} \\ \hline \end{array}$$


$$\begin{array}{r} 35 \quad 5 \\ | \quad \text{---} \\ \hline \end{array}$$
