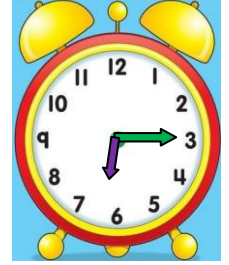
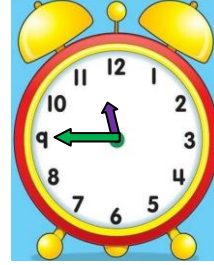
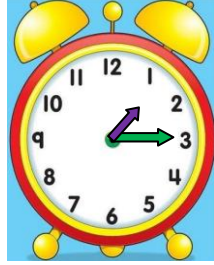
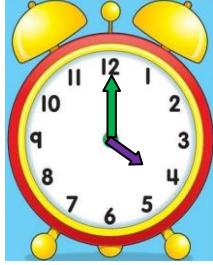
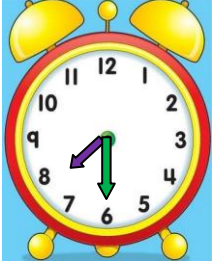


TAM - YARIM - ÇEYREK SAATLERİN OKUNUŞU VE GÖSTERİLİŞİ 3

- Aşağıda okunuşları verilen ifadeleri uygun saat modelleriyle eşleştiriniz.



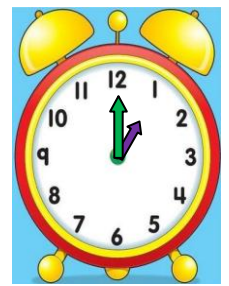
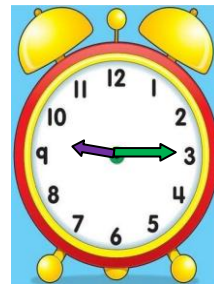
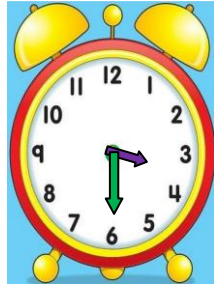

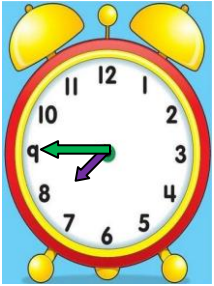
On ikiye
çeyrek var

Altıyı çeyrek
geçiyor

Biri çeyrek
geçiyor

Yedi buçuk

Saat dört



Dokuzu çeyrek
geçiyor

Saat bir




Sekize çeyrek
var

Altı buçuk

Beş buçuk

İşkender07

- Aşağıda verilen dijital saatleri, analog saatlere akrep ve yelkovan kullanarak çiziniz.



14.30

20.15

08.45

16.30

21.30