


İlkokul



MATHEMATICS

MATEMATİK

SİMETRİ KONUSU ÖZETİ VE ETKİNLİKLERİ



Müşlüm
TEKİN

SİMETRİ



Simetri:

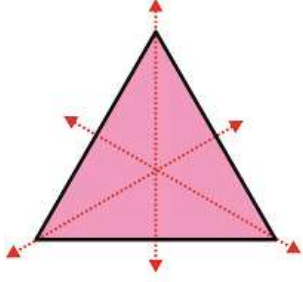
Simetri cismin bir doğruya göre eşit uzaklıktaki görüntüsüdür.

Simetri Doğrusu:

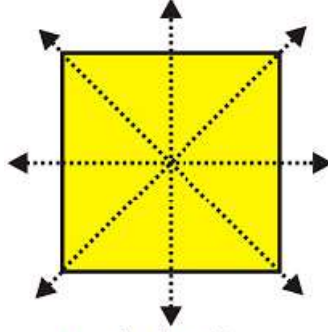
Simetrik şekilleri iki eş parçaya ayıran çizgiye simetri doğrusu denir.

Simetri doğrusu yatay, dikey olarak çizilebilir ayrıca köşegenleri de simetri çizgisi olabilir.

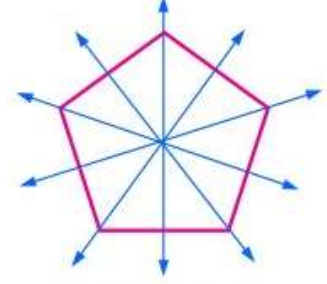
Örnekler:



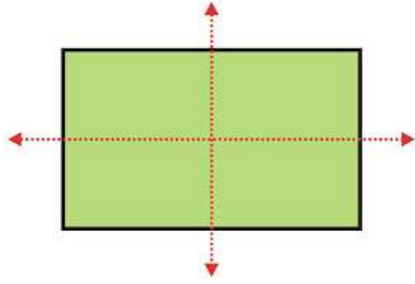
Eşkenar Üçgenin Simetri Eksenleri (3 tane)



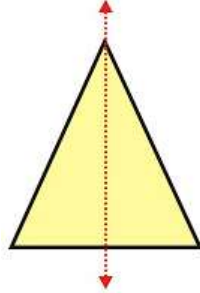
Karenin Simetri Eksenleri (4 tane)



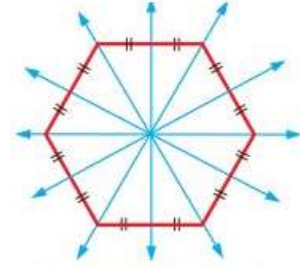
Düzen beşgenin beş simetri eksenini vardır.



Dikdörtgenin simetri eksenini

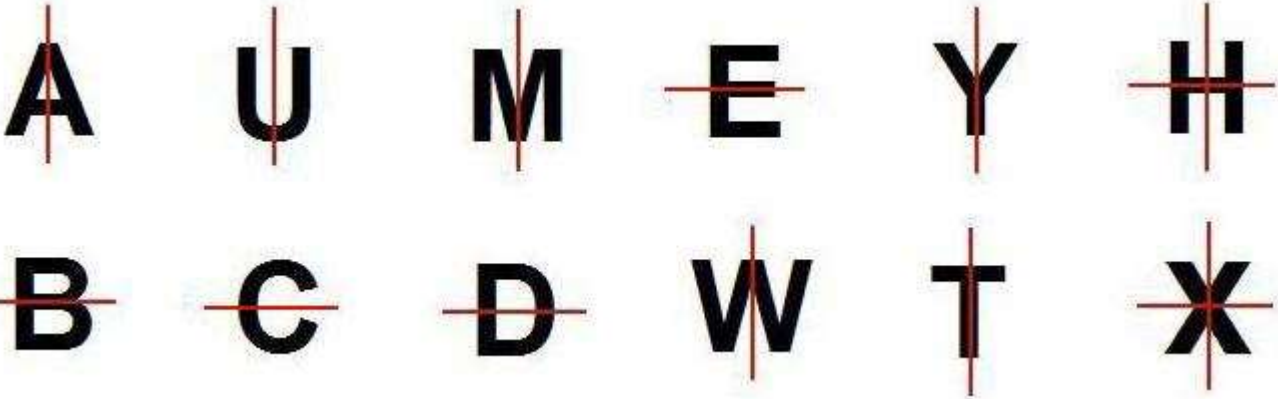


İkizkenar üçgenin simetri eksenini



Düzen altıgenin altı simetri eksenini vardır.

HARFLERİN SİMETRİ DOĞRULARI:



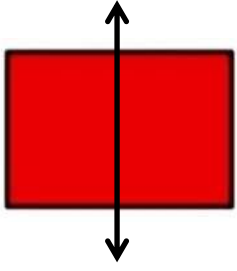
Müslüm
TEKİN

SAYILARIN SİMETRİ DOĞRULARI:

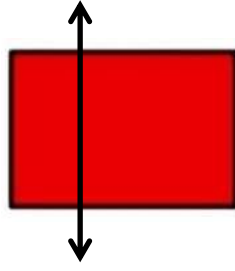


Notlar:


- Simetri doğrusu üzerindeki her noktanın simetriği kendisidir?
- Doğruya göre simetri ve noktaya göre simetri aynıdır.
- Simetrik nokta çiftlerinin simetri doğrusuna uzaklıkları aynıdır.




Simetrik



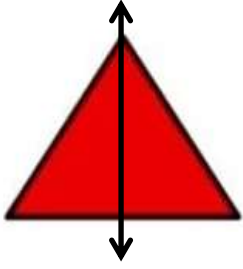
Simetrik değil



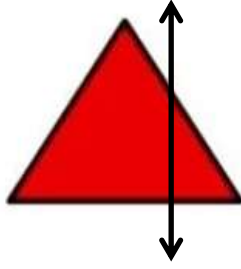
Simetrik




Simetrik değil



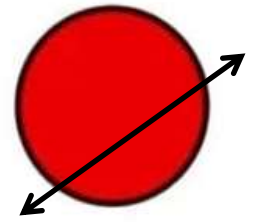
Simetrik



Simetrik değil




Simetrik







Simetrik değil

ETKİNLİK 1:

Aşağıda verilen şekillerin simetri doğrularını çiziniz.



Müslüm
TEKİN



ETKİNLİK 2:

Müslüm
TEKİN



Aşağıdaki harf ve rakamlardan simetrik olanları bulalım ve simetri doğrularını çizelim.

E

H

Z

T



O

S

A

U



3



Y



M



R



5



V



8



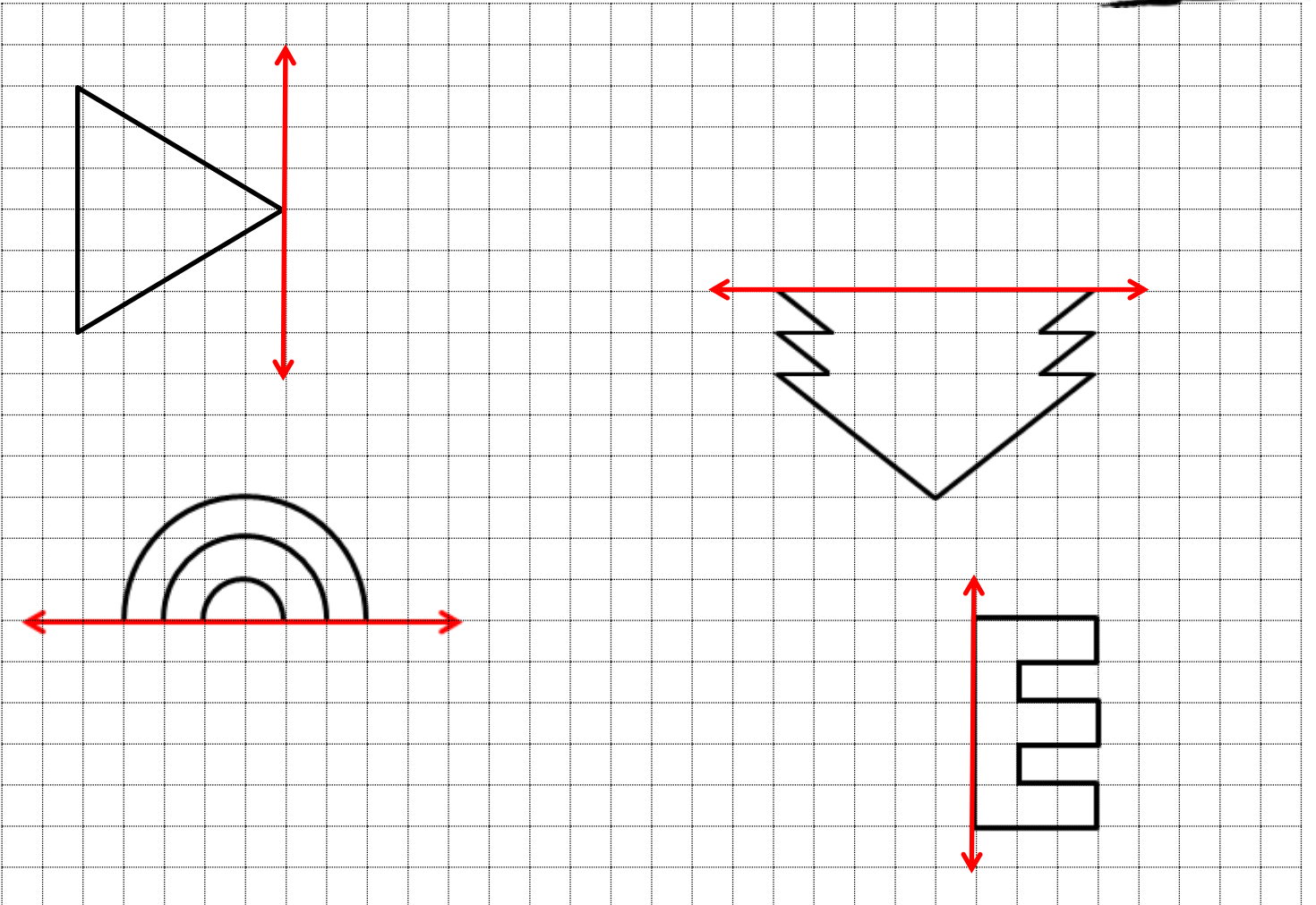
7



ETKİNLİK 3:

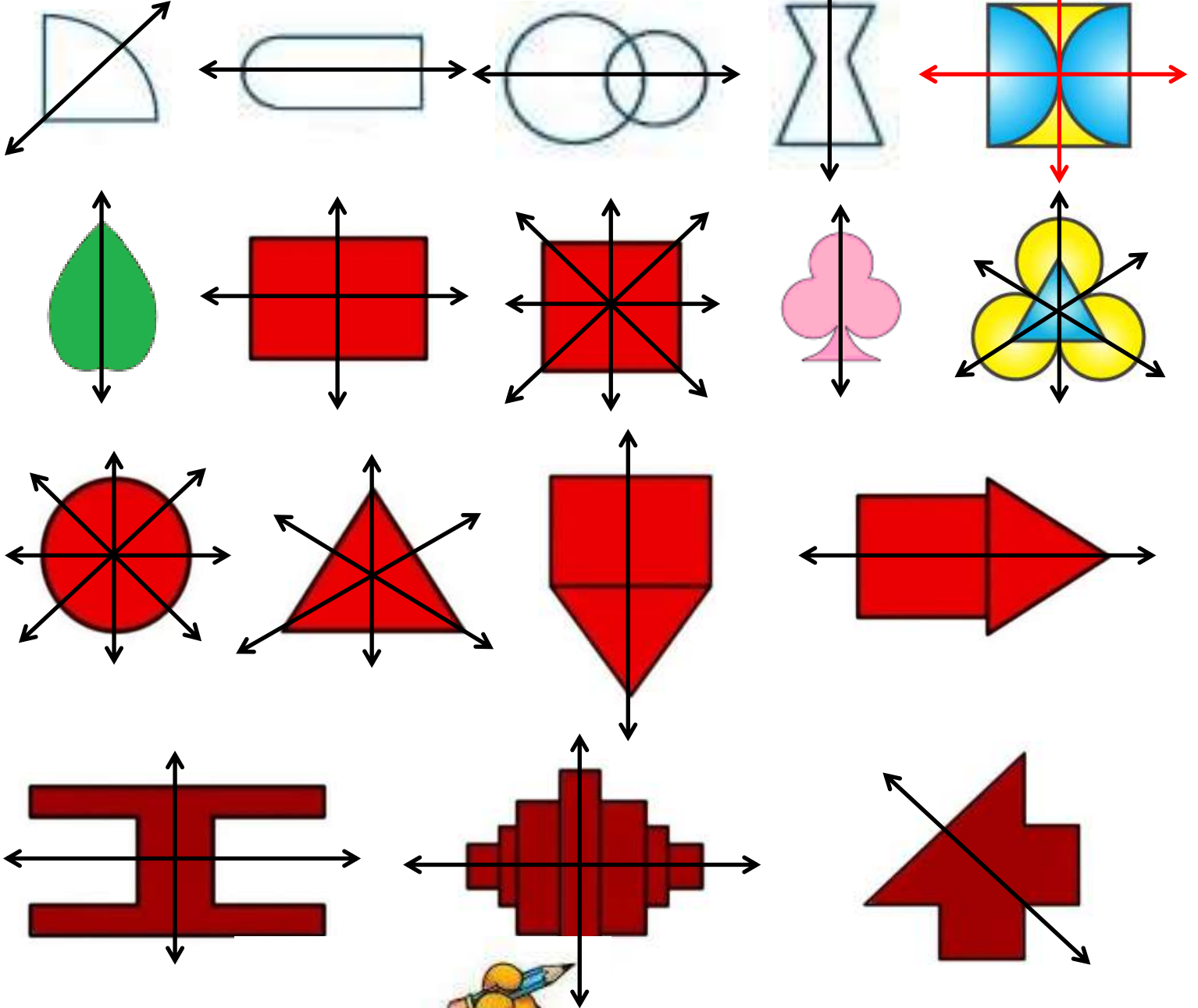
Aşağıdaki şekillerin verilen simetri doğrusuna göre simetriğini çizelim.

Müşüm
TEKİN



ETKİNLİK 1:


Aşağıda verilen şekillerin simetri doğrularını çiziniz.



Müslüm
TEKİN

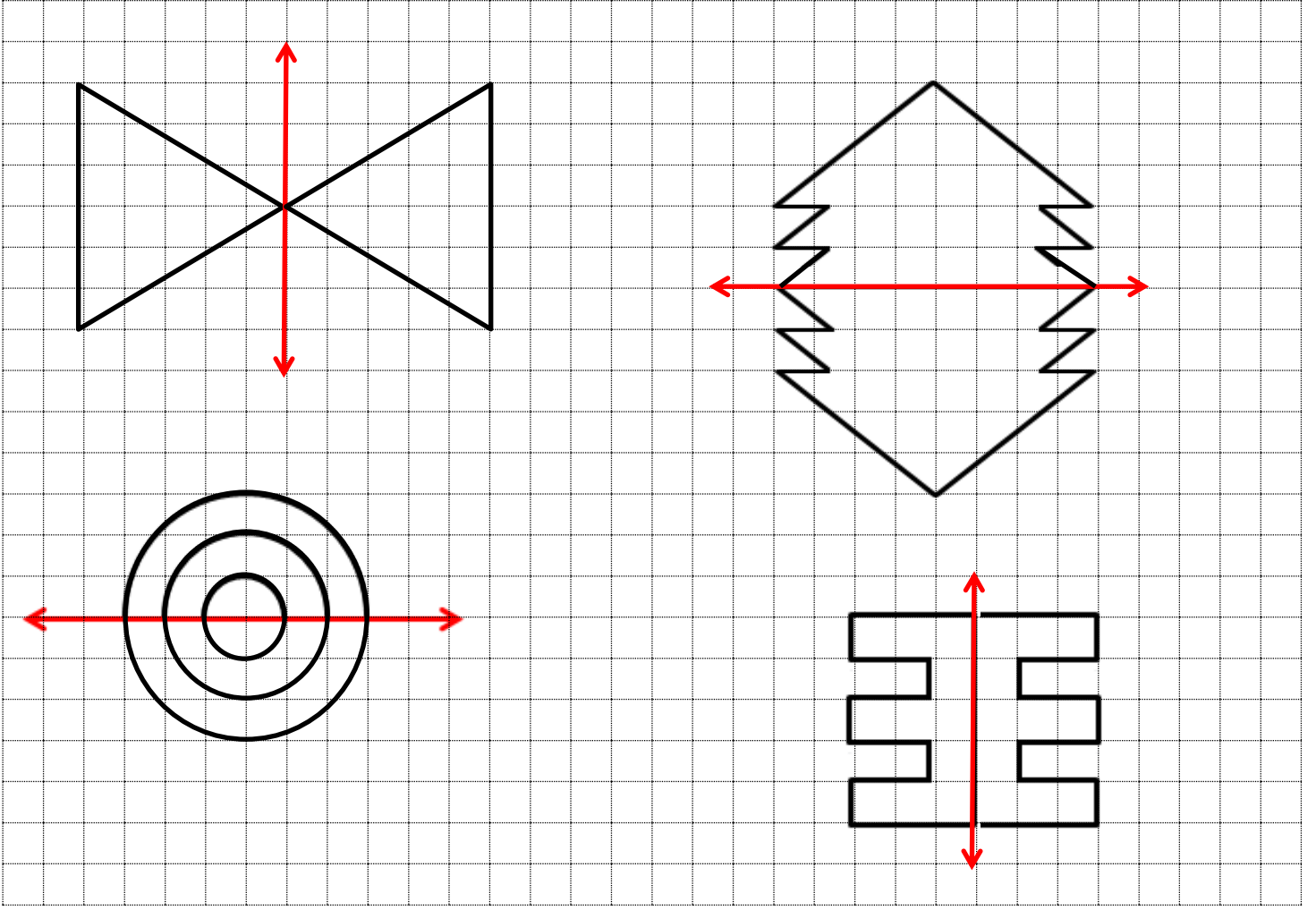
ETKİNLİK 2:

Aşağıdaki harf ve rakamlardan simetrik olanları bulalım ve simetri doğrularını çizelim.



ETKİNLİK 3:

Aşağıdaki şekillerin verilen simetri doğrusuna göre simetriğini çizelim.



Müşüm
TEKİN