








- Aşağıdaki verilen eş karelerden oluşmuş şekillerde boyalı alanların kaç birim kare alan kapladığını sayarak altlarına yazalım.




























- Aşağıdaki verilen her biri eş birim karelerden oluşan şekillerin altlarında yazan alan kadarını boyyalım.




11 birim




2 birim



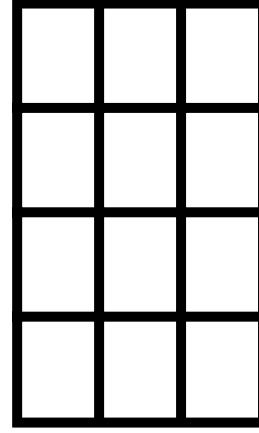
12 birim




5 birim



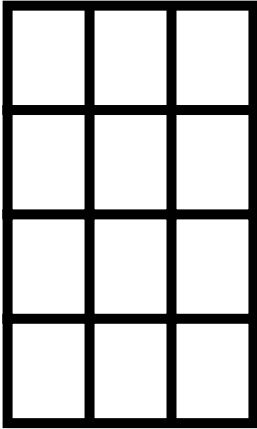
7 birim




4 birim



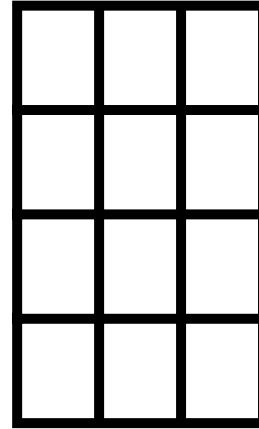
6 birim




8 birim



10 birim









9 birim



3 birim



• Aşağıdaki şekillerin alanlarını, verilen birim şekilleri kullanarak bulalım.



- Aşağıda verilmiş her biri eş karelerden oluşan şekle farklı büyüklüklerde alanlar çizip boyayalım, kaç birimden oluştuğunu üzerlerine yazalım.

