




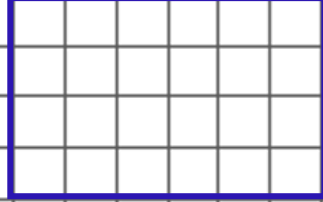


ALAN ÖLÇME



☞ Aşağıda alanları verilen şekilleri birim kareyle boşluk kalmayacak şekilde kaplayalım.
Şeklin kaç birim kareden oluştuğunu yazalım .

 → 1 birim kare


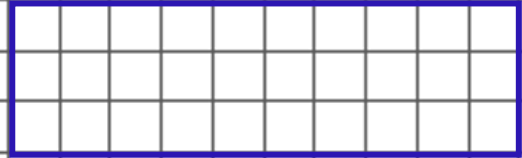
Alan : birim kare

 → 1 birim kare



Alan : birim kare

 → 1 birim kare



Alan : birim kare

 → 1 birim kare

Alan : birim kare

 → 1 birim kare

Alan : birim kare

 → 1 birim kare

Alan : birim kare

