


T-t



Adı:
Soyadı:

Türkçe
İlk Okuma ve Yazma

T Harfi



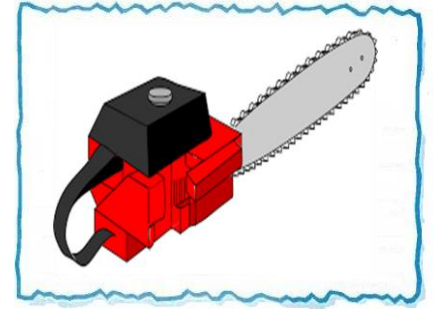
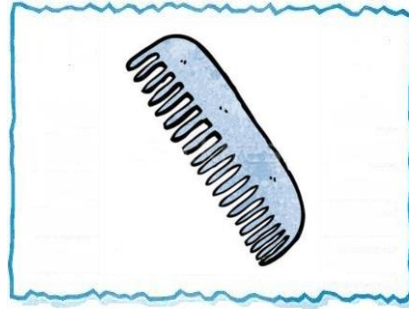
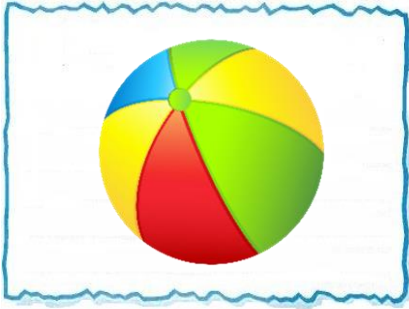

Aşağıdaki görsellerin isimlerini söyleyiniz.



İçinde t sesi geçen görselleri tırtilla eşleştiriniz.


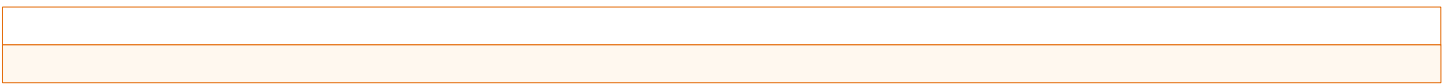


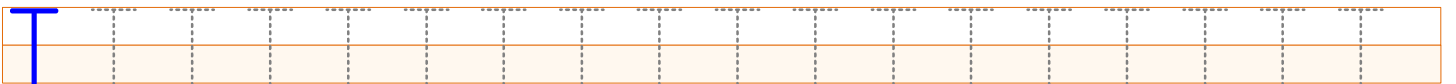
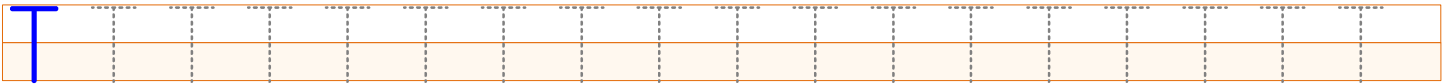
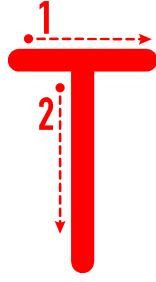



Aşağıdaki görsellerin isimlerini heceleyerek söyleyiniz. **T** sesi ile başlayan nesnelere işaretleyiniz.



Aşağıdaki tabloda sesleri okuyunuz. **t-T** harflerini bularak yuvarlak boyayınız.







tt tt tt tt tt tt tt tt tt tt tt

tT

tTt

TttT

tTt


Görsellerin isimde kaç tane **t** sesi geçmektedir. İşaretleyiniz.



○ ○ ○



○ ○ ○



○ ○ ○




○ ○ ○



○ ○ ○



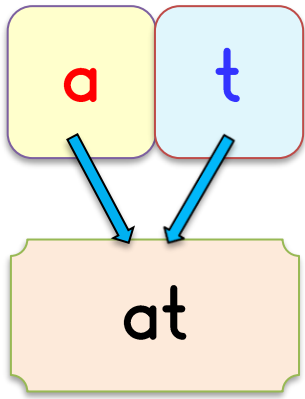
○ ○ ○



○ ○ ○




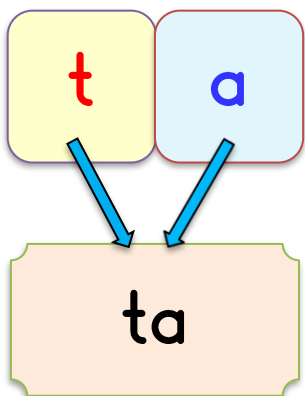
○ ○ ○



at at at at at at
at at at at at at
at at at at at at

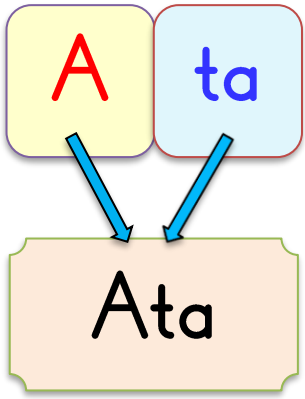
at

at



ta ta ta ta ta ta
ta ta ta ta ta ta
ta ta ta ta ta ta

ta



Ata Ata Ata Ata

Ata Ata Ata Ata

Ata Ata Ata Ata

Ata

Blank handwriting practice lines.

Blank handwriting practice lines.



Ata at.

Anne at.

Blank handwriting practice lines.

Blank handwriting practice lines.

Blank handwriting practice lines.

Blank handwriting practice lines.

Blank handwriting practice lines.

Blank handwriting practice lines.

Ata

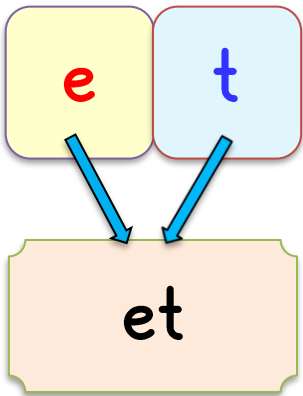
Ata at.

At Ata at.

Ata nane at.

Anne ata at.

At Ata ata.




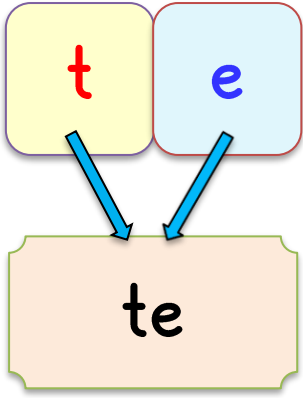
et et et et et et

et et et et et et

et et et et et et

et

et

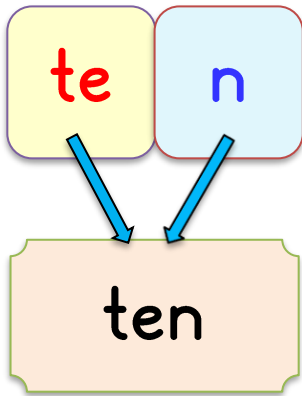


te te te te te te

te te te te te te

te te te te te te

te

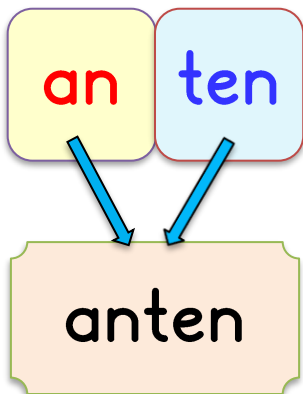


ten ten ten ten

ten ten ten ten

ten ten ten ten

ten

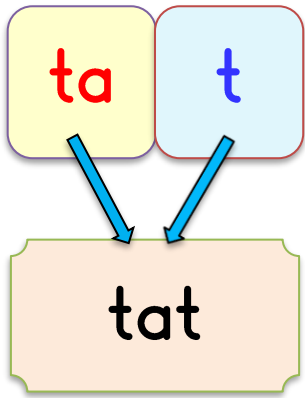


anten anten anten

anten anten anten

anten

anten



tat tat tat tat tat

tat tat tat tat tat

tat

tat


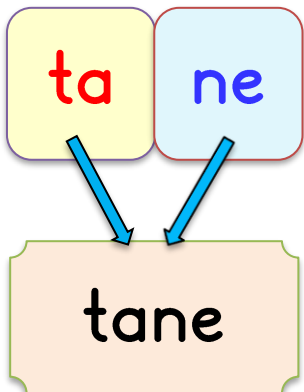
Tat

Ata tat.

Tat Ata tat.

Anne tat.

Tat anne tat.



tane tane tane

tane

tane

tane

Et At

Ata at.

Ata et at.

Ata 1 tane et at.

At anne at.

Anne et at.

Anne tane tane et at.



Two horizontal lines for writing.

Two horizontal lines for writing.

Two horizontal lines for writing.

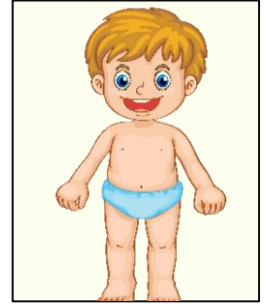
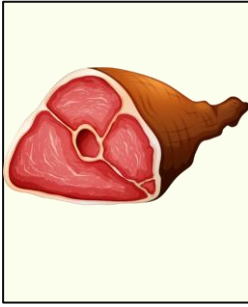

Two horizontal lines for writing.

Two horizontal lines for writing.

Two horizontal lines for writing.

Two horizontal lines for writing.

Görsellerin isimlerini yazınız.



Verilen cümleleri okuyarak yanına yazınız.

Anne at.



Ata at.



Anne tat.



Ata tat.



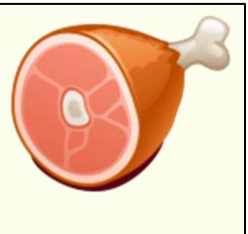
Aşağıdaki görsellerle yazıları eşleştirelim.




Ata



at



anten



et

Boş bırakılan yerlere **t** harfini yazınız ve ismini söyleyiniz.



o...



bulu...



a...eş



çan...a



t...p



kes...ane



ki...ap



man...ar



simi...



sü...



...abak



...avuk



...urşu



...erlik



...ah...a



...imsah



...os...



yumur...



yas...ık



zey...in