


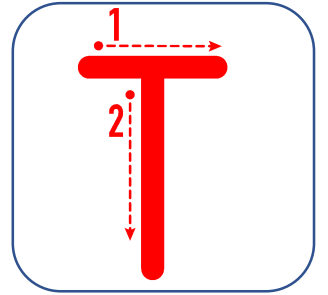
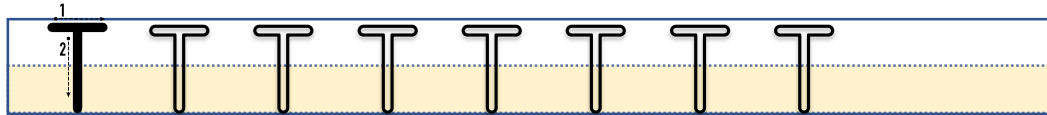


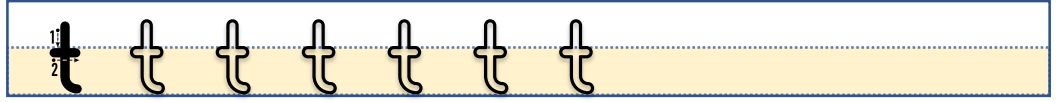
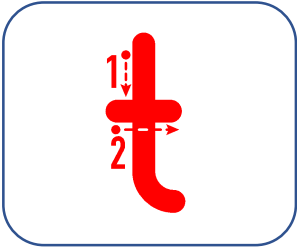



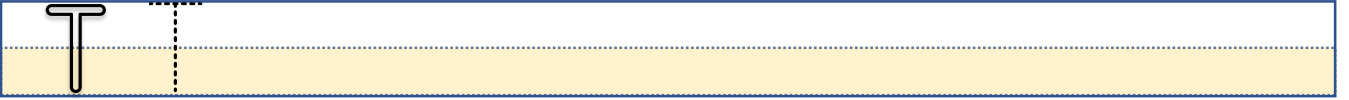


Adında "t" sesi bulunan varlıkları boyayalım.




Küçük "t" ve büyük "T" harflerini yazalım.



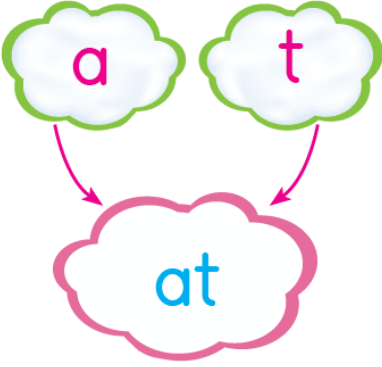
Küçük "t" ve büyük "T" harflerini yazalım.



Adı "t" sesi ile başlayan varlıkların kutucuğunu boyayalım.



Harfleri ve heceleri birleřtirelim. Oluřan hece ve kelimeleri okuyalım, yazalım.




at at at at

at at



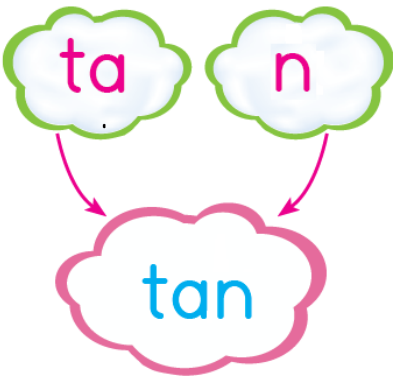
at



ta ta ta ta ta

ta

ta



tan tan tan

tan

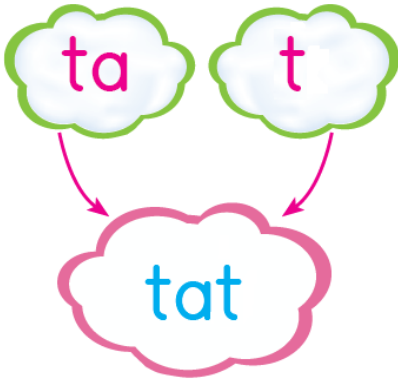


tan

Tan



Harfleri ve heceleri birleřtirelim. Oluřan hece ve kelimeleri okuyalım, yazalım.



tat tat tat

tat



tat



tane tane

tane



tane



ata ata ata

ata

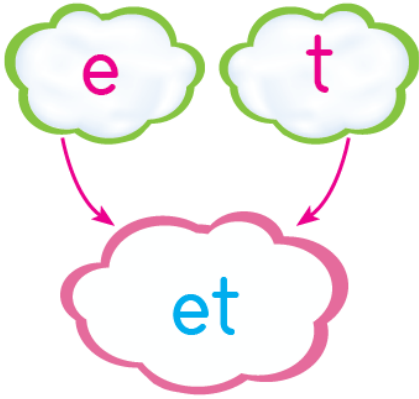


ata

Ata

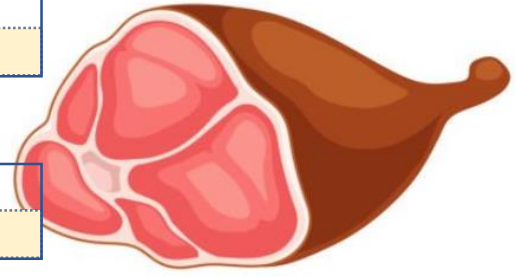


Harfleri ve heceleri birleřtirelim. Oluřan hece ve kelimeleri okuyalım, yazalım.

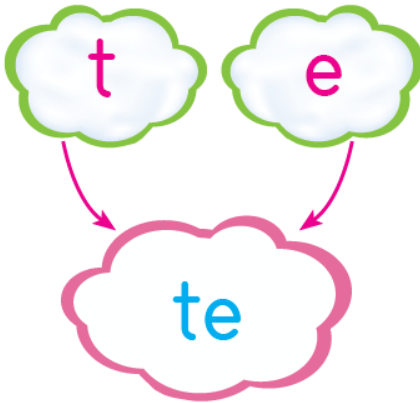


et et et et

et et



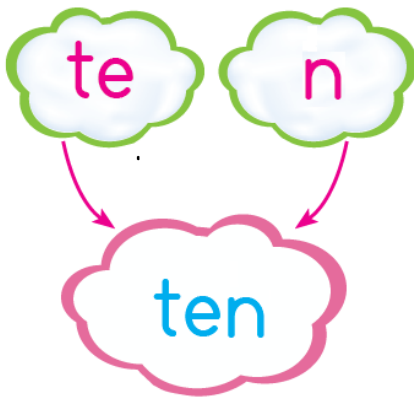
et



te te te te te

te

te



ten ten ten

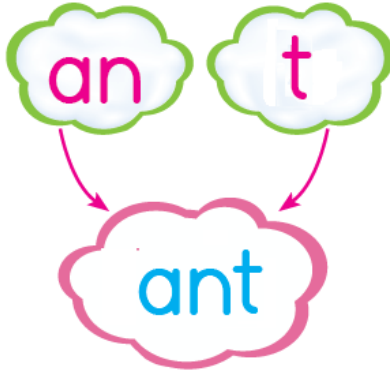
ten



ten

ten

Harfleri ve heceleri birleřtirelim. Oluřan hece ve kelimeleri okuyalım, yazalım.

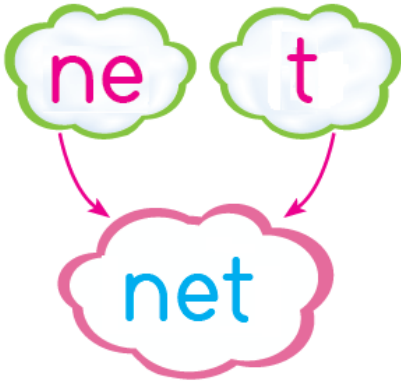


ant ant ant

ant ant



ant



net net net

net



net

net

Üç "3" rakamını yazalım.

3 3 3 3 3 3 3 3 3

3 3 3 3

3



Heceleri birleştirelim. Oluşan kelimeleri okuyalım, yazalım.



anten anten

anten



anten

anten

anten



tente tente

tente



tente

tente

tente

Görsellerden yararlanarak kelimeleri yazalım, okuyalım.

ata

tane

anten

tente

