


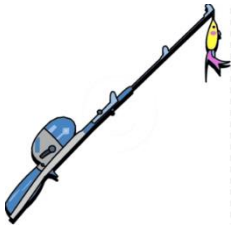


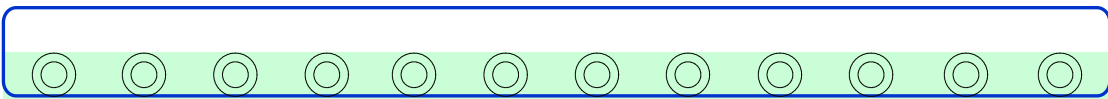
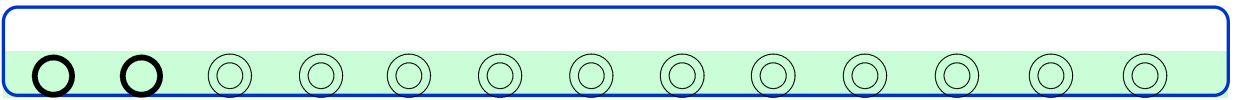
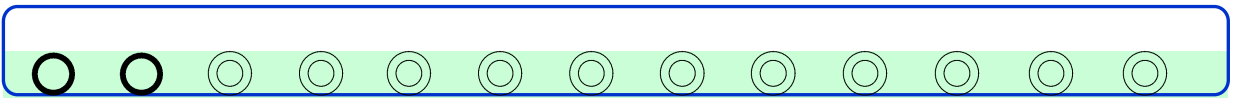
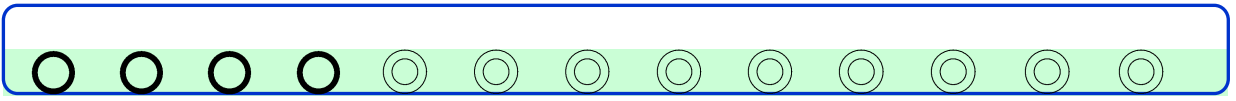
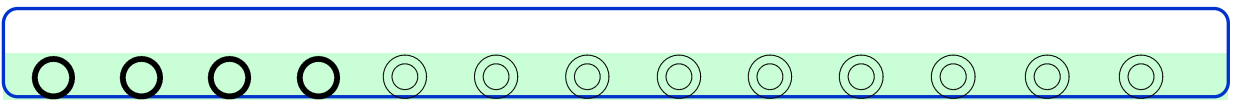
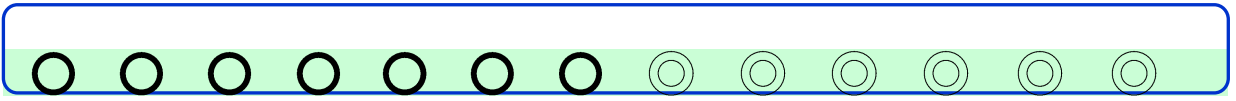
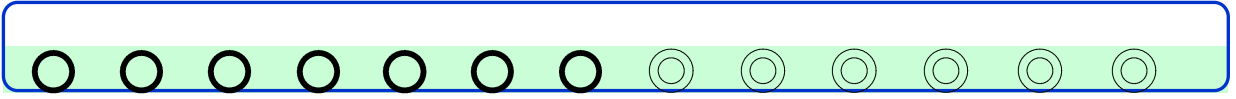
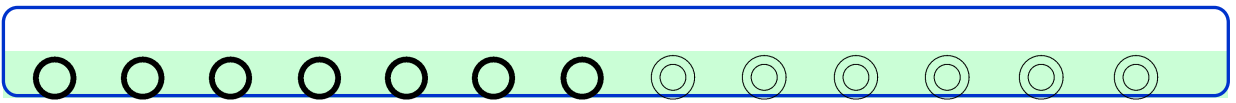



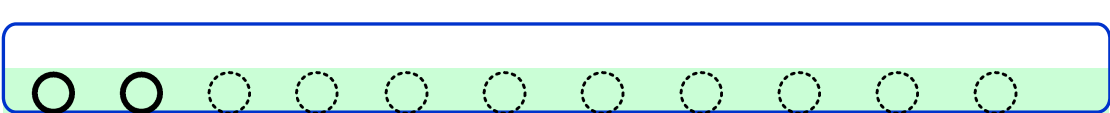
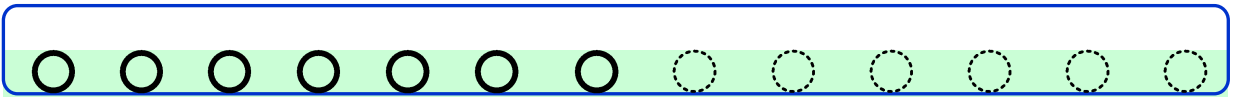
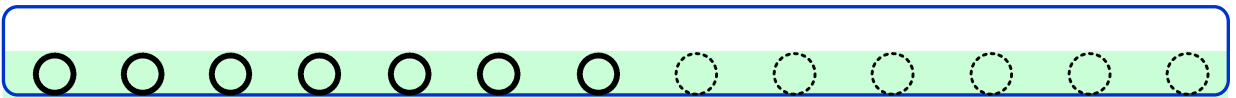
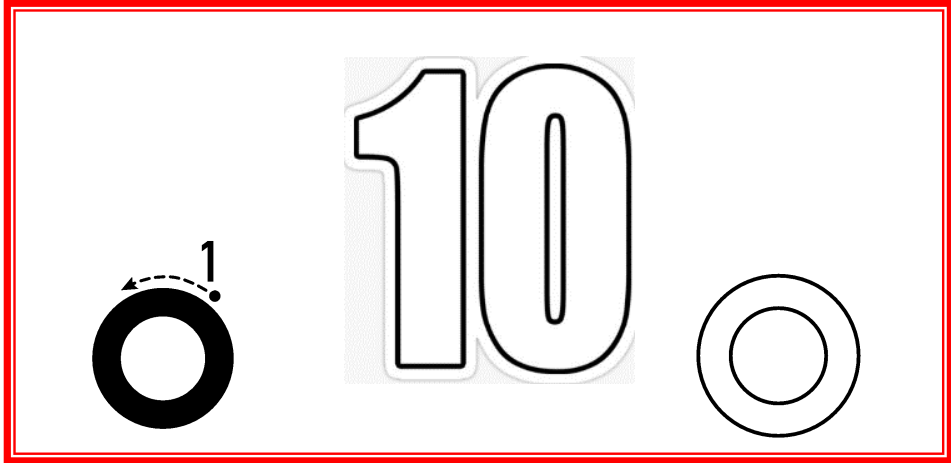
Adı "o" sesi ile başlayanları boyayalım.





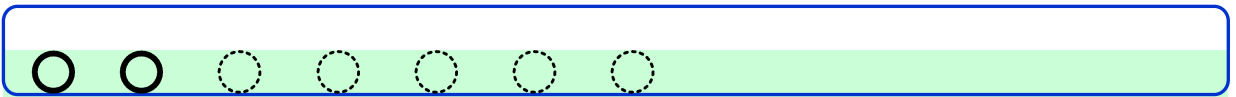
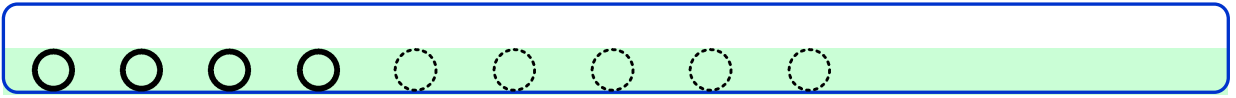
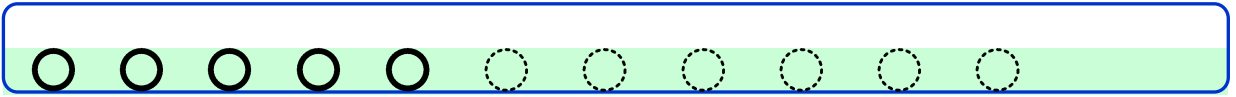
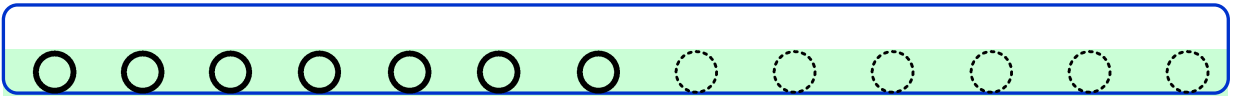


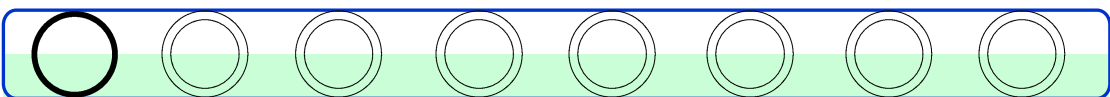
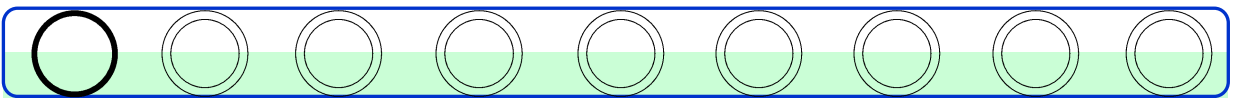
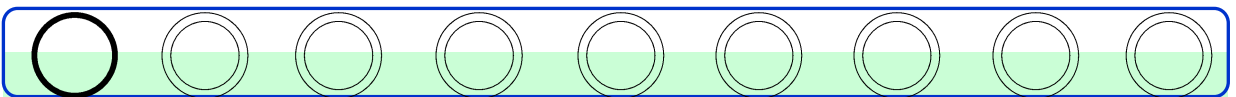
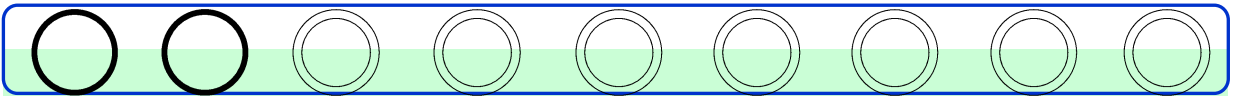
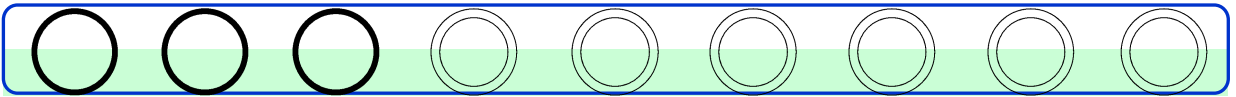
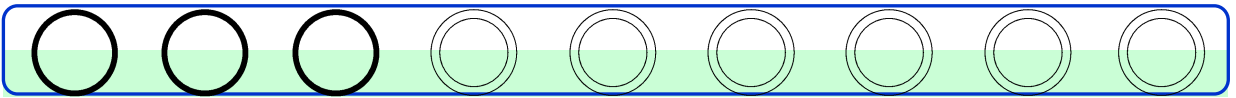
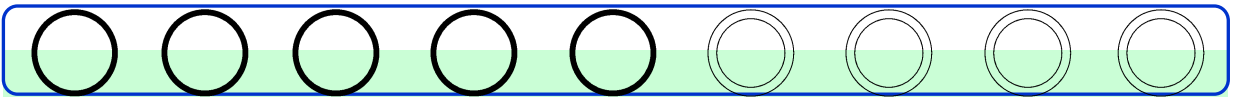
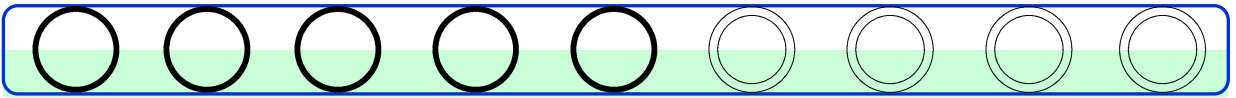
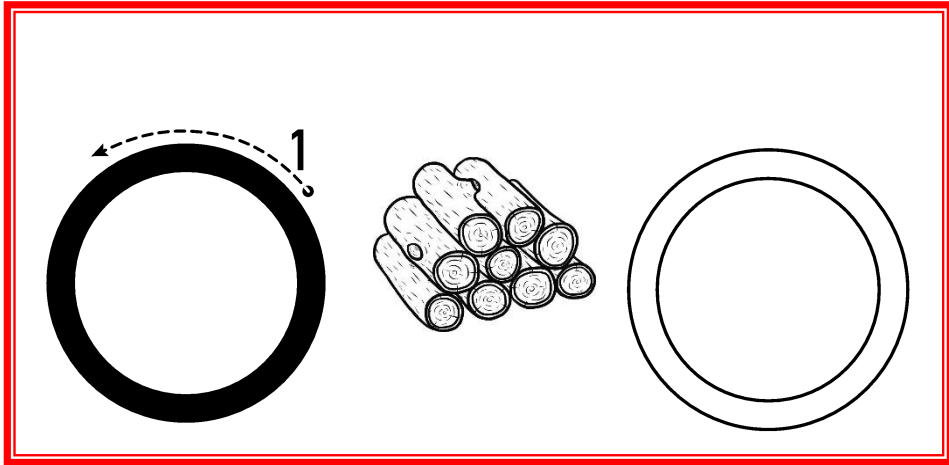
Görsellerin adında "o" sesi olanları işaretleyelim.

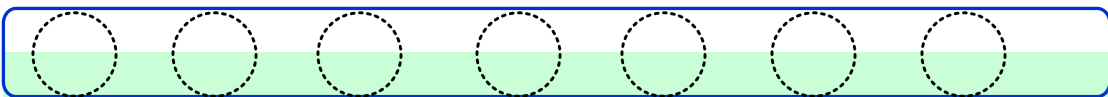
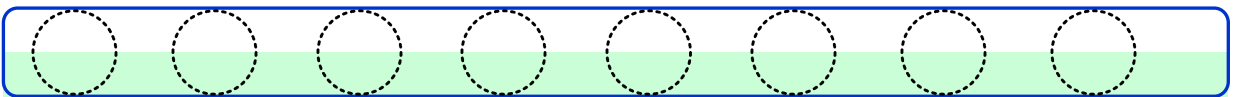
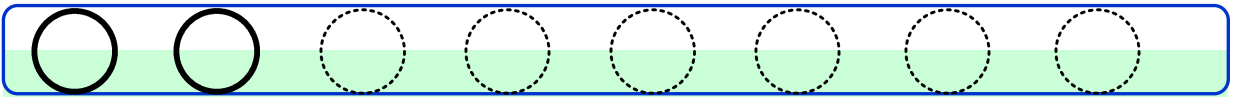
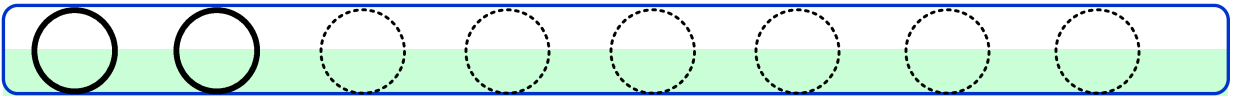
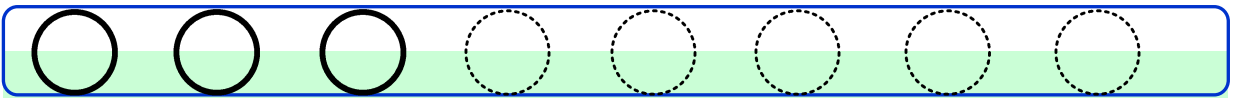
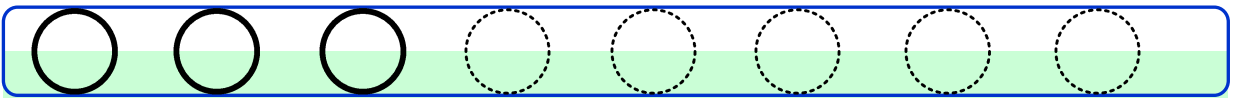
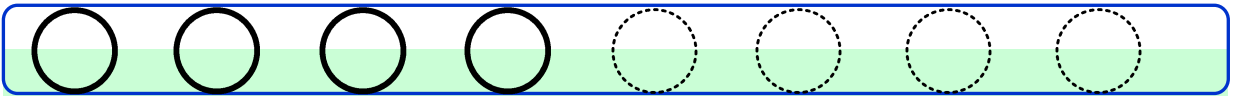
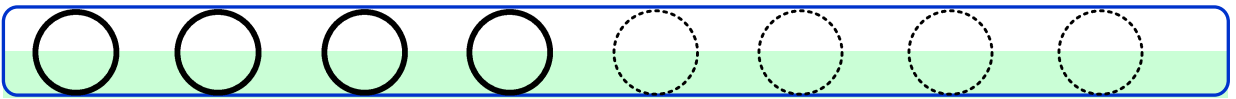








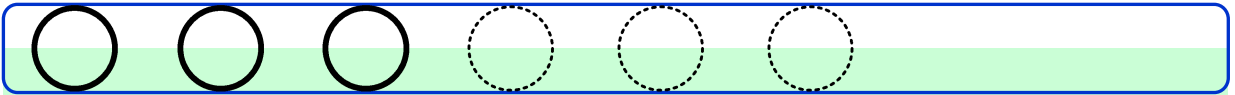
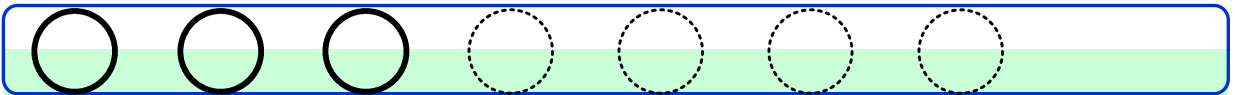
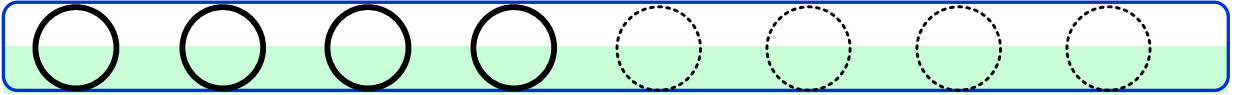
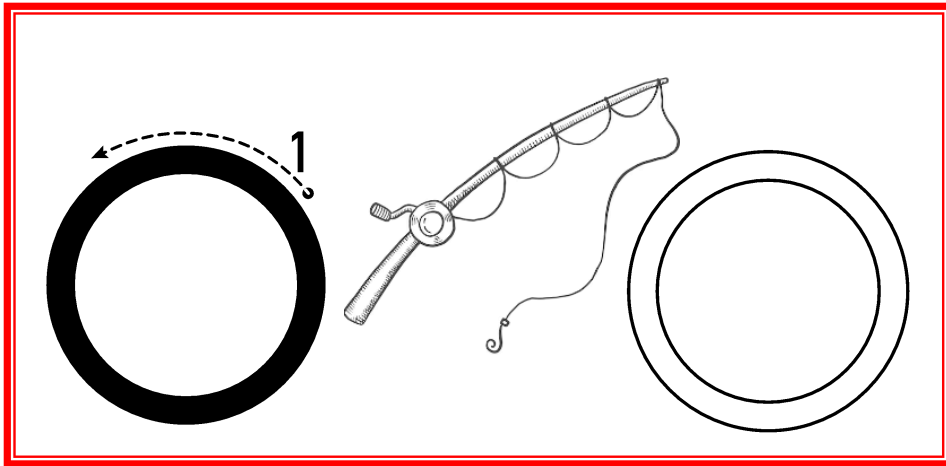














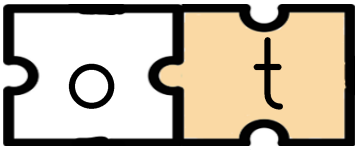
“o” sesi ile oluşturulan heceleri okuyup yazalım.



on

on on on on on

on



ot

ot ot ot ot ot

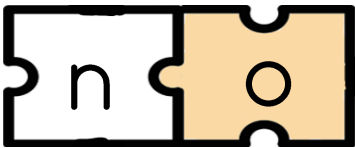
ot



ol

ol ol ol ol ol

ol



no

no no no no no

no

no







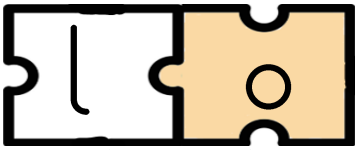
“o” sesi ile oluşturulan hece ve kelimeleri okuyup yazalım.



to

to to to to to to

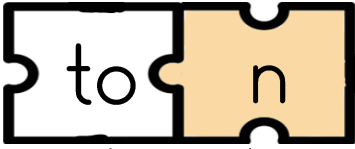
to



lo

lo lo lo lo lo lo

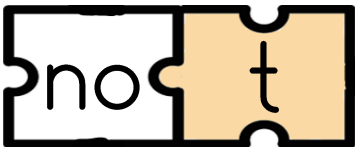
lo



ton

ton ton ton ton

ton



not

not not not not

not

not





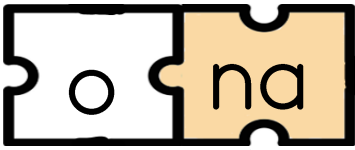
“o” sesi ile oluşturulan kelimeleri okuyup yazalım.



alo

alo alo alo alo

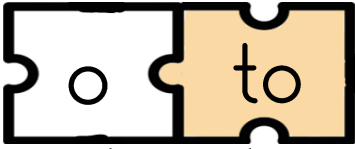
alo



ona

ona ona ona ona

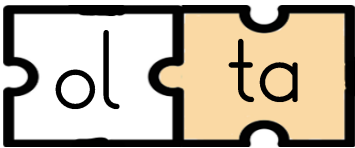
ona



oto

oto oto oto oto

oto



olta

olta olta olta olta

olta

olta





“o” sesi ile oluşturulan kelimeleri okuyup yazalım.

o tel



otel

otel otel otel otel

otel

o nat



Onat

Onat Onat Onat

Onat

no ta



nota

nota nota nota

nota

ot lat



otlat

otlat otlat otlat


otlat

otlat





“o” sesi ile oluşturulan kelime ve cümleleri okuyup yazalım.



tonton tonton tonton

tonton

tonton



Ali nane al. Ali nane al.



Blank writing line for the boy.



Ali on tane nane al.



Blank writing line for the boy.



Onat ata ot at.



Blank writing line for the boy.



Altan ona olta al.



Blank writing line for the boy.



Aşağıdaki cümleleri okuyup yazalım.



Ela tonton ninene anlat.



Blank writing line for the first exercise.



Nail o ata ot at.



Blank writing line for the second exercise.



Tonton ata nal al.



Blank writing line for the third exercise.



Alo Talat alo.



Blank writing line for the fourth exercise.



Blank writing line for the fifth exercise.





Aşağıdaki cümleleri okuyup yazalım.



Nalan lila olta al.



Blank writing line for the boy's response.



Onat, Nil'e not ilet .



Blank writing line for the boy's response.



Ali otona alet al.



Blank writing line for the boy's response.



İnal oteli ona anlat.



Blank writing line for the boy's response.



Blank writing line for the girl's response.





Aşağıdaki metni 5 defa okuyalım. Sonra yazalım.

## ONAT

Onat iki olta al.  
Nil'e lila olta al.  
Nil ile olta at.  
Onat ona anlat.  
Tane tane anlat.  
Onat otele not ilet.





Aşağıdaki metni 5 defa okuyalım. Sonra yazalım.

ALA AT

Altan o ala at.

Ala ata ot at.

O tonton at.

Tonton ata atla.

Ela ile ata atla.

Ala ata nal al.





