

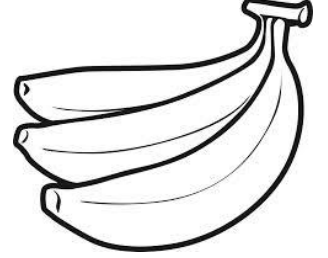


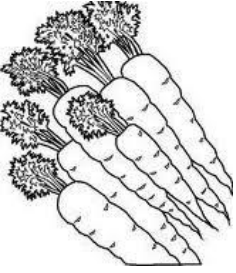


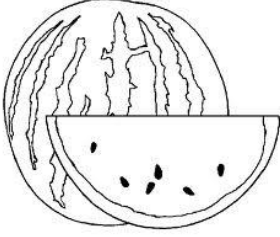


# 1.SINIF – U SESİ ÇALIŞMA YAPRAKLARI

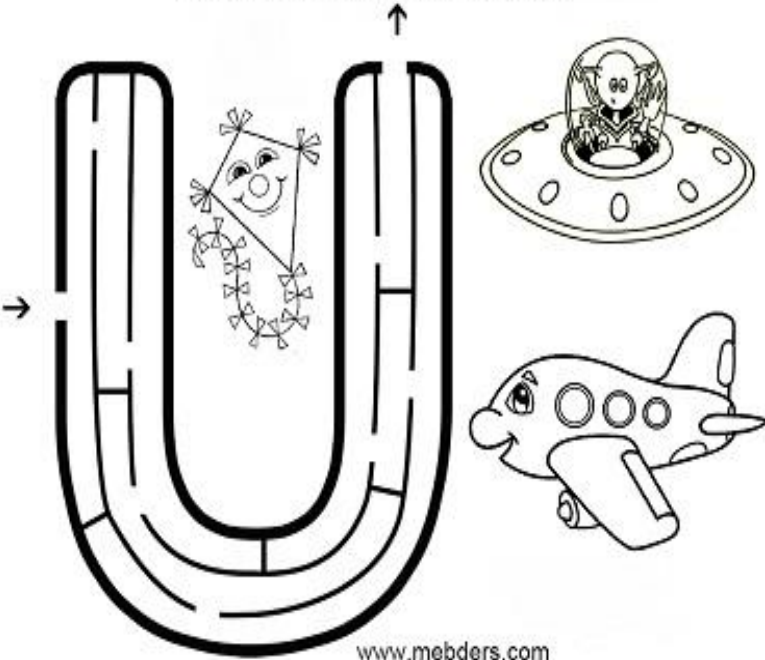


A. Aşağıdaki varlıklardan içinde "Uu" sesi olanları boyayınız.




Verilen U u harflerini boyayın ve labirenti yapın.

Labirent ile U Sesi Hissettirme Etkinliği



www.mebders.com



C. Aşağıda verilen sesler içinde "Uu" seslerini yuvarlak içine alınız.

u	n	v	u	n	u	n	u	v	u	ü
u	v	u	u	n	u	v	o	U	Ü	N
M	U	V	U	Ü	Ü	U	u	o	ü	U
u	v	u	ü	u	n	u	ü	u	n	U
u	ü	v	u	ü	n	u	ü	U	Ü	V

D. Aşağıdaki kelimelerdeki Uu seslerini yuvarlak içine alalım.

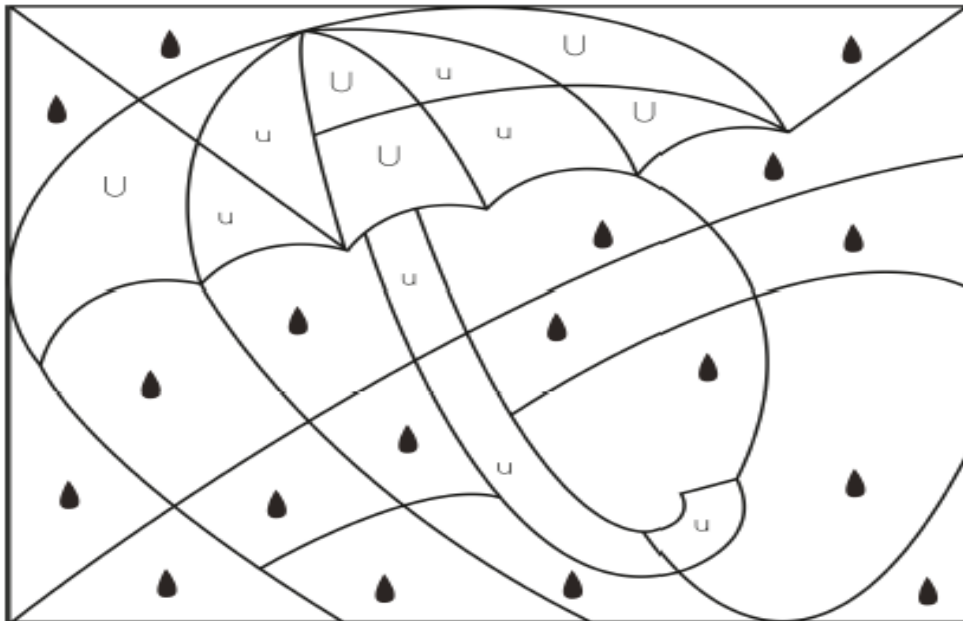
Tulum	Umut	Mum	Nur	Tut
Murat	Tuna	Otur	Onur	Memur
Nuri	Omlet	Armut	Mutlu	Nuran
Unut	Turşu	Kurul	Uyku	Ulum

E. Aşağıdaki resimde Uu sesi olan parçaları boyayınız

Uu

### BOYAMA ZAMANI

Büyük "U" olan bölgeleri **sarı** renge boy.  
Küçük "u" olan bölgeleri **pembe** renge boy.  
● olan bölümleri **mavi** renge boy.



F. U u seslerinin üzerinden gidiniz ve boşlukları tamamlatınız.

u u u u u u u u u u u u u u

u u u u u u u u

u u u u u u

u u u u

u

u u u u u u u u u u u u u u

u u u u u

u u u

u