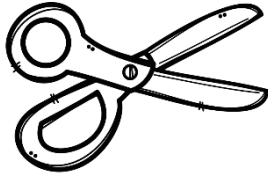




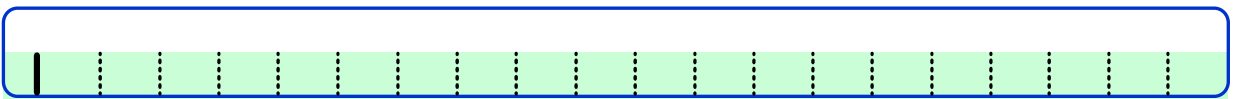
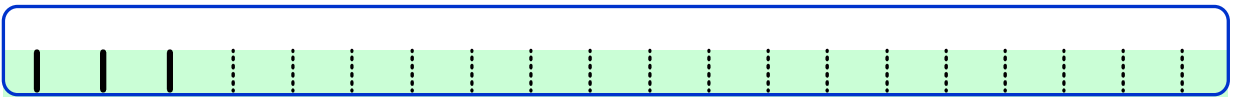
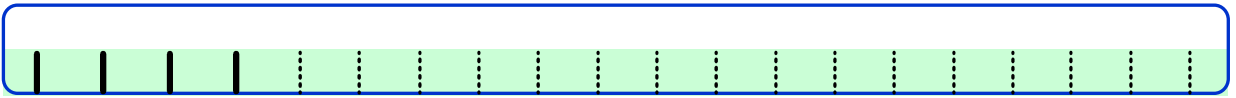

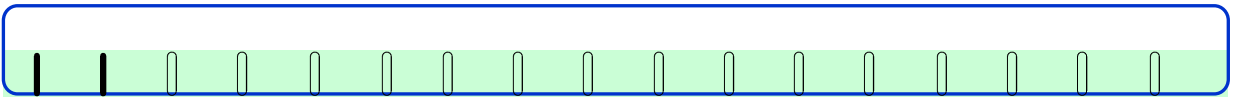
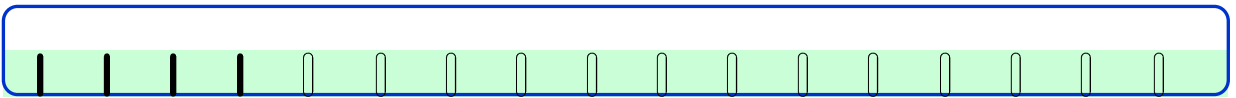
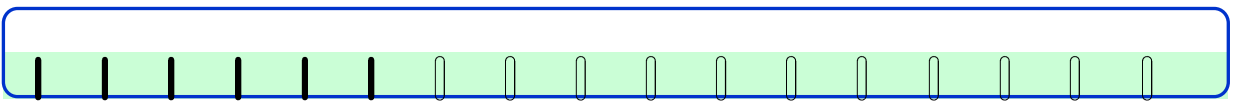







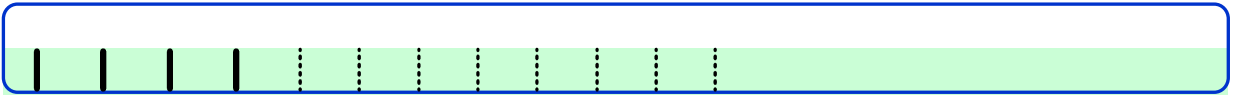



Adı "i" sesi ile başlayanları boyyalım.

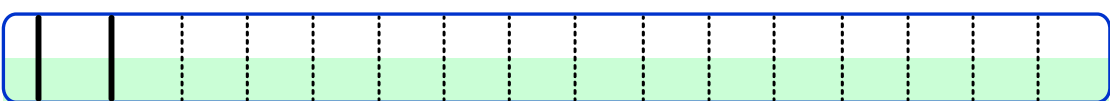
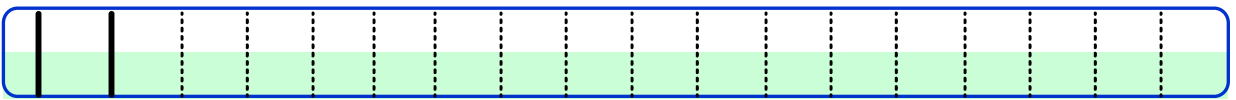
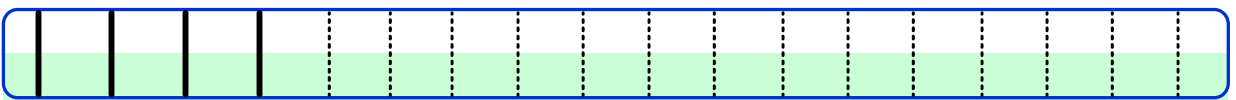

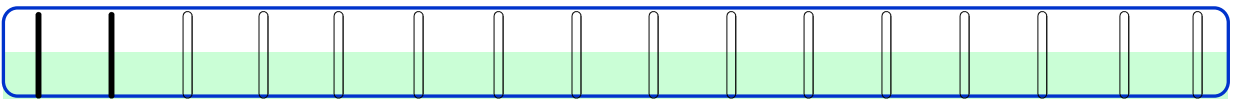
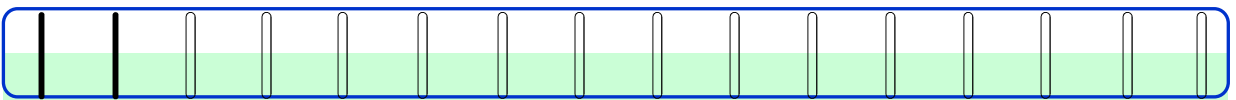
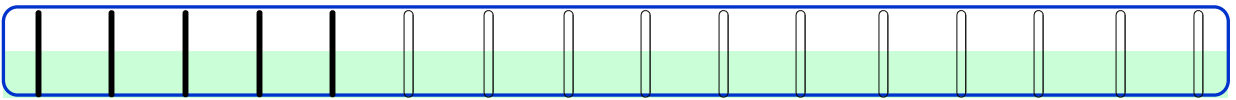
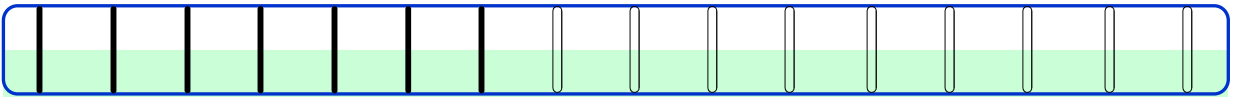




Görsellerin adında "i" sesi olanları işaretleyelim.











Tracing practice row 1: A horizontal bar with a light green bottom half. It contains 10 vertical lines: 5 solid black lines on the left and 5 dashed lines on the right.



Tracing practice row 2: A horizontal bar with a light green bottom half. It contains 10 vertical lines: 5 solid black lines on the left and 5 dashed lines on the right.



Tracing practice row 3: A horizontal bar with a light green bottom half. It contains 10 vertical lines: 5 solid black lines on the left and 5 dashed lines on the right.



Tracing practice row 4: A horizontal bar with a light green bottom half. It contains 10 vertical lines: 5 solid black lines on the left and 5 dashed lines on the right.



Tracing practice row 5: A horizontal bar with a light green bottom half. It contains 10 vertical lines: 5 solid black lines on the left and 5 dashed lines on the right.



Tracing practice row 6: A horizontal bar with a light green bottom half. It contains 10 vertical lines: 5 solid black lines on the left and 5 dashed lines on the right.



Tracing practice row 7: A horizontal bar with a light green bottom half. It contains 10 vertical lines: 5 solid black lines on the left and 5 dashed lines on the right.



Tracing practice row 8: A horizontal bar with a light green bottom half. It contains 10 vertical lines: 5 solid black lines on the left and 5 dashed lines on the right.





“i” sesi ile oluşturulan heceleri okuyup yazalım.



in

in in in

in



it

it it it

it



il

il il il

il



ik

ik ik ik

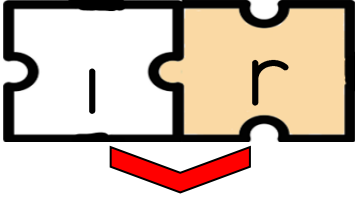
ik

ik





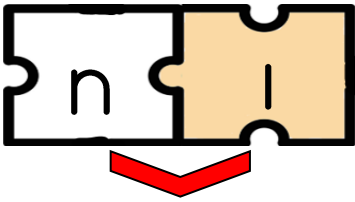
“i” sesi ile oluşturulan heceleri okuyup yazalım.



ir

ir ir ir

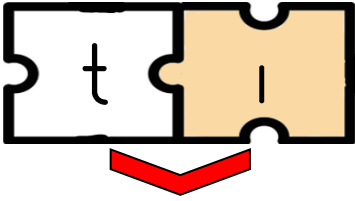
ir



ni

ni ni ni

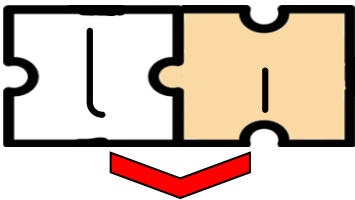
ni



ti

ti ti ti

ti



li

li li li

li

li





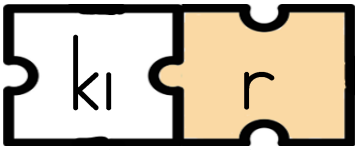
“i” sesi ile oluşturulan hece ve kelimeleri okuyup yazalım.



kı

kı kı kı

kı



kır

kır kır kır

kır



kıl

kıl kıl

kıl



kıt

kıt kıt

kıt

kıt





Kelimeleri okuyup yazalım.

tı r
↓ ↓
tır

a nı
↓ ↓
arı

a nı
↓ ↓
anı

al tı
↓ ↓
altı

at kı
↓ ↓
atki

ar tı
↓ ↓
artı

ta kı
↓ ↓
takı

kı na
↓ ↓
kina

at lı
↓ ↓
atlı

a kıl
↓ ↓
akıl

a lın
↓ ↓
alın

a tık
↓ ↓
atık

ı lık
↓ ↓
ılık

a nit
↓ ↓
anıt

ı rak
↓ ↓
ırak

ı tır
↓ ↓
ltır

a nıl
↓ ↓
Anıl

a kın
↓ ↓
Akın

ta rık
↓ ↓
Tarık

e rik
↓ ↓
erik





Kelimeleri okuyup yazalım.

kır k
↓ ↓
kırk

ka tır
↓ ↓
katır

kı tır
↓ ↓
kıtır

kı rık
↓ ↓
kırık

ka nıt
↓ ↓
kanıt

ka lın
↓ ↓
kalın

kı lık
↓ ↓
kılık

ka lın
↓ ↓
kalin

tar tı
↓ ↓
tartı

kat lı
↓ ↓
katlı

tat lı
↓ ↓
tatlı

na lın
↓ ↓
nalın

tır tıl
↓ ↓
tirtıl

a ra lık
↓ ↓ ↓
aralık

a kin tı
↓ ↓ ↓
akıntı

kıt lık
↓ ↓
kıtık

o nar lı
↓ ↓ ↓
onarlı

a na lık
↓ ↓ ↓
analık

at kı lı
↓ ↓ ↓
atkılı

or tak lık
↓ ↓ ↓
ortaklık





Aşağıdaki cümleleri okuyup yazalım.



Rana'nın elleri kınalı.



Blank writing line for the boy's response.



İtir altın takı al.



Blank writing line for the boy's response.



Onur kalın atkı tak.



Blank writing line for the boy's response.



Akın anını anlat.



Blank writing line for the boy's response.



Blank writing line for the girl's response.





Aşağıdaki cümleleri okuyup yazalım.



Anıl katıra ot at.



Blank writing line for the boy's response.



İtir elini altına tut.



Blank writing line for the boy's response.



Nur tatlı erik al.



Blank writing line for the boy's response.



Tuna o tarak kırık.



Blank writing line for the boy's response.



Blank writing line for the girl's response.





Aşağıdaki metni 5 defa okuyalım. Sonra yazalım.

TAT

Itir e.

Altın takı al.

Itir'a altın takı al.

Itir altın takı tak.

○ takı kaliteli.

Takını koluna tak.





Aşağıdaki metni 5 defa okuyalım. Sonra yazalım.

KATIR

Anıl o kara katır.

Katıra ot at.

O katır tatlı.

Kara katırı tut.

Anıl katıra atla.

Akın'a katırı anlat.

