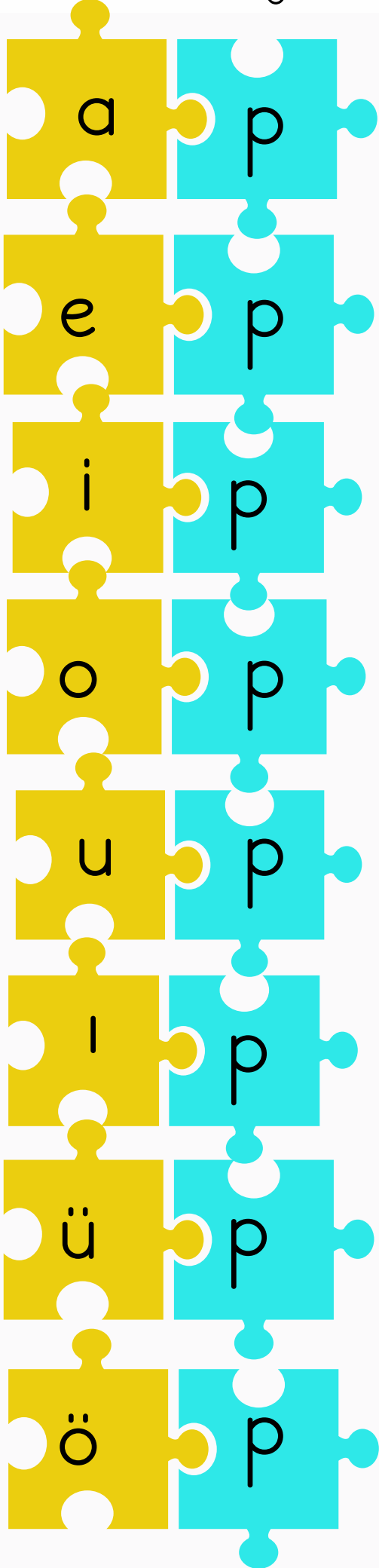
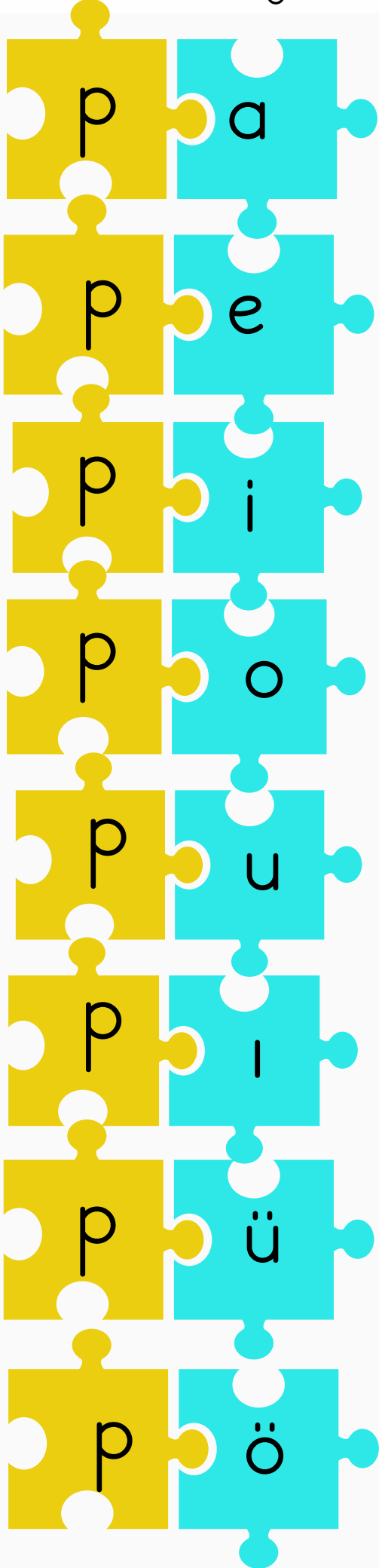


Aşağıda verilen heceleri yanlarına yazalım.




Handwriting practice lines for the syllables 'ap', 'ep', 'ip', 'op', 'up', 'ıp', 'üp', and 'öp'. Each row consists of a solid top line, a dashed middle line, and a solid bottom line.

Aşağıda verilen heceleri yanlarına yazalım.




Handwriting practice lines for the vowels. Each row consists of a solid top line, a dashed middle line, and a solid bottom line, providing a guide for letter height and placement.


Aşağıda verilen heceleri yanlarına yazalım.




Handwriting practice lines for the word 'pat'. The lines consist of a top solid line, a middle dashed line, and a bottom solid line.




Handwriting practice lines for the word 'pak'. The lines consist of a top solid line, a middle dashed line, and a bottom solid line.




Handwriting practice lines for the word 'pas'. The lines consist of a top solid line, a middle dashed line, and a bottom solid line.




Handwriting practice lines for the word 'pay'. The lines consist of a top solid line, a middle dashed line, and a bottom solid line.



Handwriting practice lines for the word 'pes'. The lines consist of a top solid line, a middle dashed line, and a bottom solid line.



Handwriting practice lines for the word 'pek'. The lines consist of a top solid line, a middle dashed line, and a bottom solid line.



Handwriting practice lines for the word 'pil'. The lines consist of a top solid line, a middle dashed line, and a bottom solid line.



Handwriting practice lines for the word 'pis'. The lines consist of a top solid line, a middle dashed line, and a bottom solid line.



Aşağıda verilen heceleri yanlarına yazalım.

pa la

\_\_\_\_\_

\_\_\_\_\_

\_\_\_\_\_

pa ra

\_\_\_\_\_

\_\_\_\_\_

\_\_\_\_\_

pa no

\_\_\_\_\_

\_\_\_\_\_

\_\_\_\_\_

ku pa

\_\_\_\_\_

\_\_\_\_\_

\_\_\_\_\_

so pa

\_\_\_\_\_

\_\_\_\_\_

\_\_\_\_\_

i pek

\_\_\_\_\_

\_\_\_\_\_

\_\_\_\_\_

pa muk

\_\_\_\_\_

\_\_\_\_\_

\_\_\_\_\_

pa zar

\_\_\_\_\_

\_\_\_\_\_

\_\_\_\_\_

Aşağıda verilen heceleri yanlarına yazalım.

pi

pet

ka

pak

kar

puz

per

de

pas

ta

pal

to

par

ke

püs

kül

---

---

---

---

---

---

---

---

---

---

---

---

---

---

---

---

---

---

---

---


---

---

---

---


Aşağıda verilen heceleri yanlarına yazalım.



\_\_\_\_\_

\_\_\_\_\_


\_\_\_\_\_



\_\_\_\_\_

\_\_\_\_\_

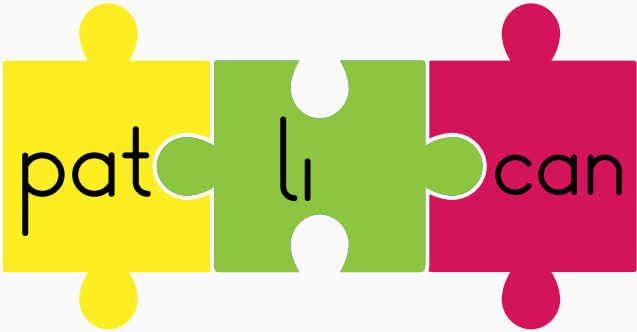
\_\_\_\_\_



\_\_\_\_\_

\_\_\_\_\_


\_\_\_\_\_



\_\_\_\_\_

\_\_\_\_\_


\_\_\_\_\_



\_\_\_\_\_

\_\_\_\_\_

\_\_\_\_\_



\_\_\_\_\_

\_\_\_\_\_

\_\_\_\_\_


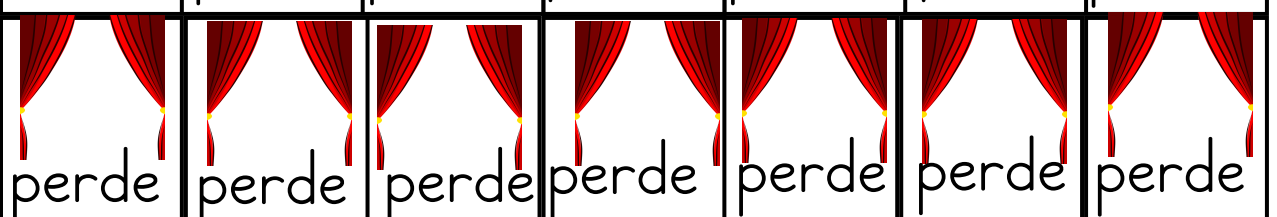




Palyaçoıu yönergelere göre boya.



- 1) Palyaçonun saçını kırmızıya boya.
- 2) Pantolonunu yeşile boya.
- 3) Papyonunu sarıya boya.
- 4) Gümleğini maviye boya.
- 5) Burnunu kırmızıya boya.
- 6) Şapkasını mora boya.
- 7) Ayakkabısını kahverengiye boya.
- 8) Balonları istediğin renge boya.

# P SESİ DEFTER ÇALIŞMASI

@gunes\_ogretmenle\_etkinlikler





## DİKTE ÇALIŞMASI

Pelin ip atladı.

Alper kitap okudu.

Petek patates püresi yedi.

Polat ile Poyraz top oynadı.

Alper peynirli pide yedi.

Pınar ailece piknik yaptı.

Babası mangal yaptı.

Annesi patlıcan kızladı.

Pınar patates püresi ile et yedi.

Pınar papatya topladı.

Pınar ile kardeşi top oynadı.

Pınar ile kardeşi ip atladı.



---

---

---

---

---

---

---

---

---

---

---

---

---

---



# KARPUZ

Poyraz ekti.

Poyraz tarlaya karpuz ekti.

Poyraz karpuz su döktü.

Karpuzlar büyüdü.

Poyraz karpuzları pazara götürdü.

Tatlı , lezzetli karpuzlar.

Kapış kapış satıldı



# OKUDUĞUNU ANLAMA

1) Yazın Diyarbakır'dan bize karpuz gelir.

Kime gelir?

Ne zaman gelir?

Nerden gelir?

2) Pelin bugün küpe aldı.

Kim aldı?

Ne zaman aldı?

Ne aldı?

@gunes\_ogretmenle\_etkinlikler

3) İpek pazardan iki poşet patates aldı.

Kim aldı?

Ne aldı?

Nereden aldı?

# ANLAMLI CÜMLE OLUŞTURMA

pilot \_ Poyraz\_ oldu

piyano \_ çaldı \_ İpek

kaptı \_ Serpil 'i \_ mikrop

zarfa \_ Pınar \_ pul\_ yapıştırdı

yaptı \_ patates\_ püresi

# GÖRSEL DİKTE


@gunes\_ogretmenle\_etkinlikler



---

---

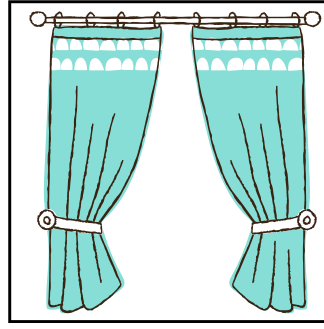
---



---

---

---



---

---


---



---

---


---



---

---


---



---

---

---



---

---

---



---

---


---



---

---

---



---

---


---



---

---

---



---

---

---



---

---

---



---

---

---



---

---

---




---

---


---

# GÖRSEL DİKTE

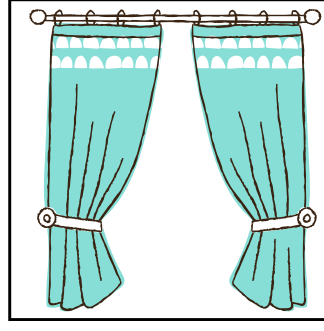
@gunes\_ogretmenle\_etkinlikler



kapı




pide




perde




pencere



karpuz



patates




patlıcan



piyano




pasta



mikrop



paraşüt



pusula



poşet



portakal



prenses



palyaço