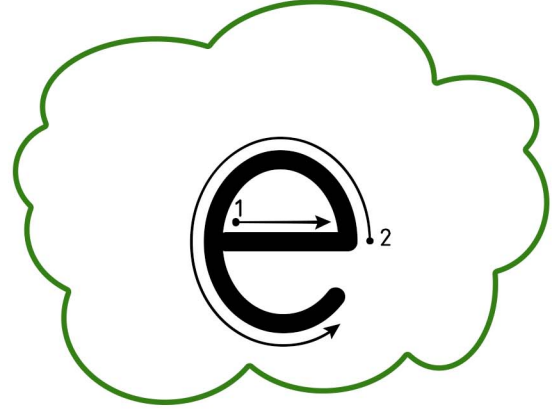
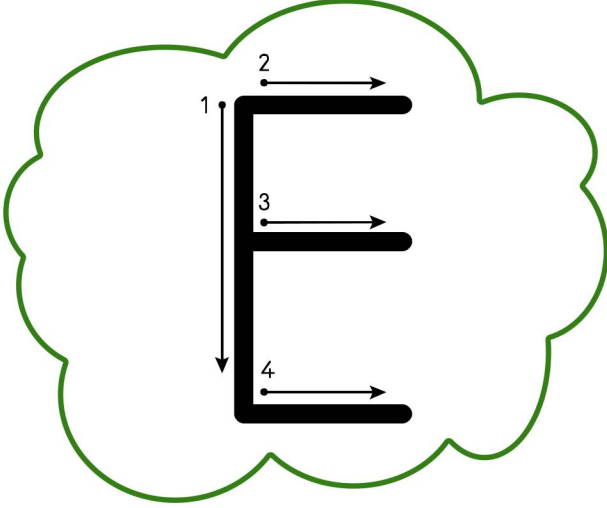




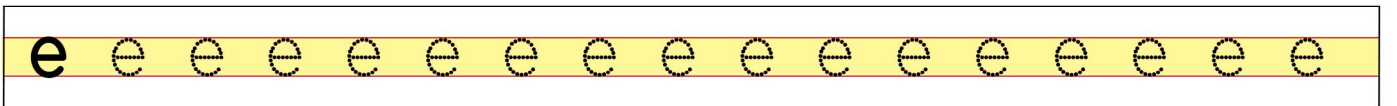
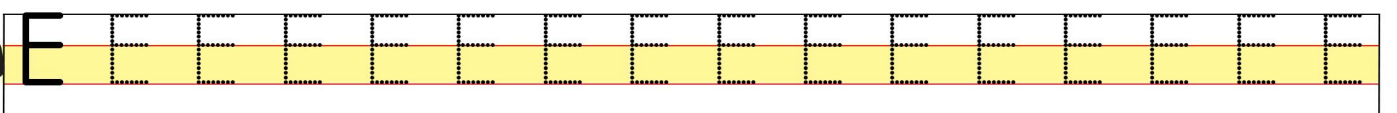
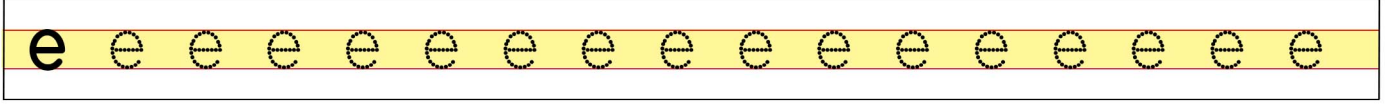
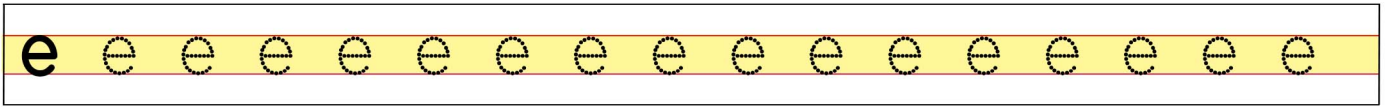
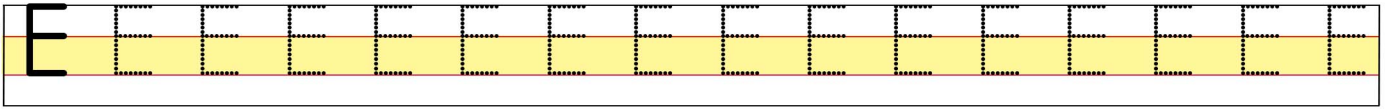
# E HARFİNİ OKUMA YAZMA



Altındaki harfi okuyun. Parmaklarınızla önce üzerlerinden gidin, sonra havada ve sıranızın üzerinde yazın.



Altındaki satırlarda noktaları birleştirerek "E e" harflerini yazın.

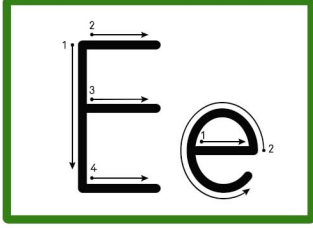




# E HARFİNİ OKUMA YAZMA



Altta satırlarda noktaları birleştirerek "E e" harflerini yazın, eksik satırları tamamlayın.



elma



E E E E E E



e e e e e e



E E E E E E



e e e e e e



E E E



e e e



E E E



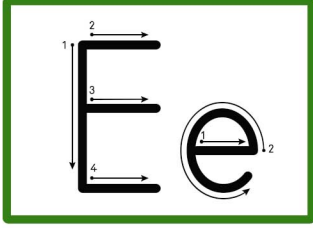
e e e



# E HARFİNİ OKUMA YAZMA



Altta satırlarda noktaları birleřtirerek "E e" harflerini yazın, eksik satırları tamamlayın.



eřek



E E



e e



E E



e e



E E



e e



E E



e e