

ADIM ADIM KODLAMA



Algoritma ve Dikkat Geliştirme Etkinliği

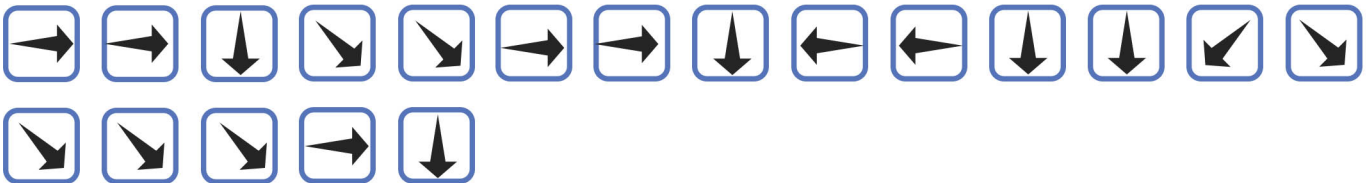
Seviye 2



Boyalı kareden başlayarak ve yönergeleri takip ederek gizli cümleyi bulun.

	O	K	A	C	D	E	N	L	R	İ	A	M	G	A	J	O	S
S	T	U	Z	Ç	Ş	F	H	U	B	F	L	Ğ	Ü	T	I	C	N
A	J	Ş	L	K	D	Ö	Z	Ş	U	P	B	Y	G	E	S	P	T
E	K	S	Ğ	U	M	U	M	Ç	E	L	G	L	Y	F	P	O	C
V	M	Ç	Y	K	O	Ç	R	L	O	N	Ö	B	R	A	L	Z	Ü
İ	Ü	G	Ö	S	K	Ğ	M	F	K	V	E	K	I	E	Ö	D	C
S	T	V	Z	E	Ş	F	H	U	B	F	L	Ğ	Ü	T	I	C	N
A	J	Ş	V	K	D	Ö	Z	Ş	U	P	B	Y	G	E	S	P	T
E	K	S	Ğ	İ	İ	D	M	Ç	E	L	G	L	Y	F	P	O	C
V	M	Ç	Y	F	Y	J	R	L	O	N	Ö	B	R	A	L	Z	Ü
İ	Ü	G	Ö	H	K	O	M	F	K	V	E	K	I	E	Ö	D	C
S	T	V	Z	Ç	Ş	F	R	U	B	F	L	Ğ	Ü	T	I	C	N
A	J	Ş	R	K	D	Ö	Z	M	U	P	B	Y	G	E	S	P	T
E	K	S	Ğ	H	İ	D	M	Ç	E	L	G	L	Y	F	P	O	C
V	M	Ç	Y	F	Ş	J	R	L	O	N	Ö	B	R	A	L	Z	Ü
İ	Ü	G	Ö	H	K	Ğ	M	F	K	V	E	K	I	E	Ö	D	C

GİZLİ
CÜMLE



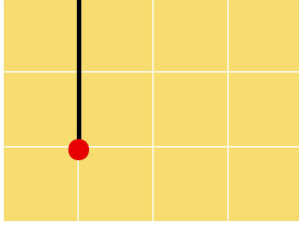
ADIM ADIM KODLAMA

Algoritma ve Dikkat Geliştirme Etkinliği

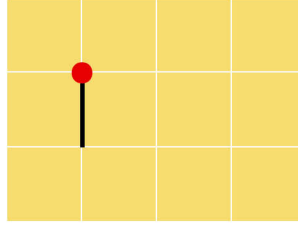


Nasıl yapılır ?

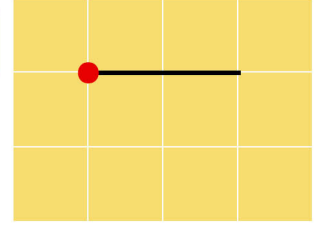
iki kutu yukarı



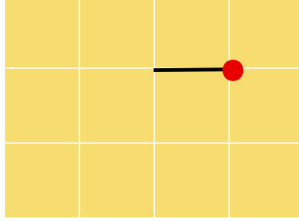
Bir kutu aşağı



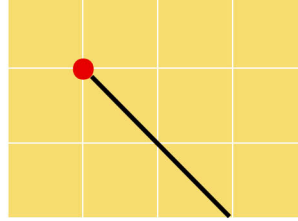
iki kutu sağa



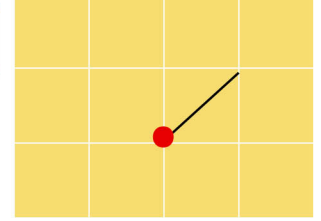
Bir kutu sola



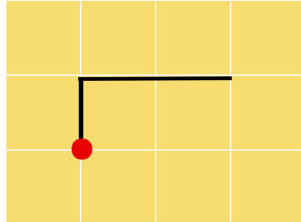
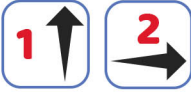
iki kutu aşağı
sağa çapraz



Bir kutu yukarı
sağa çapraz



Bir kutu yukarı
sonra 2 kutu sağa



iki kutu aşağı sağa çapraz,
sonra iki kutu sağa

