
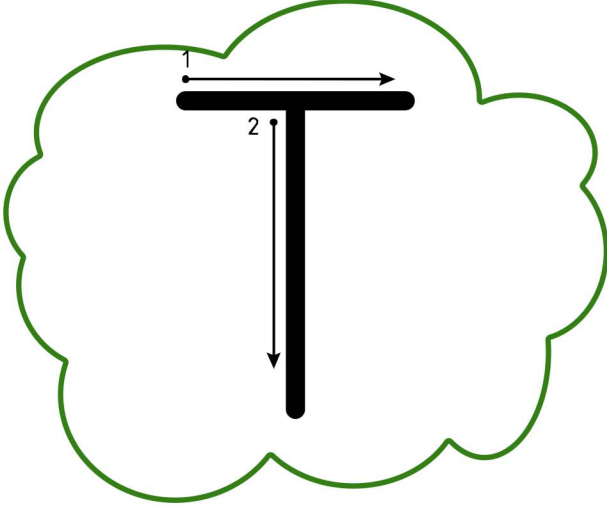




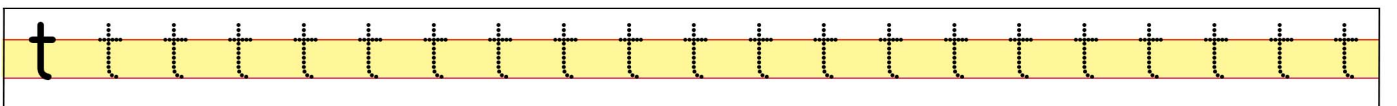
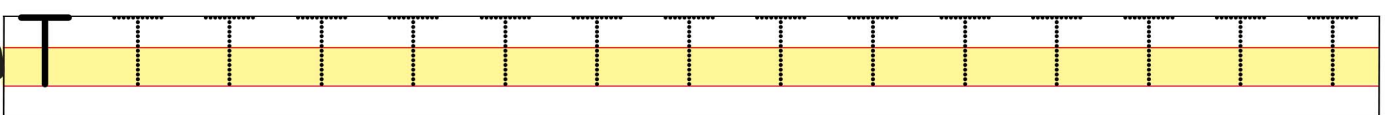
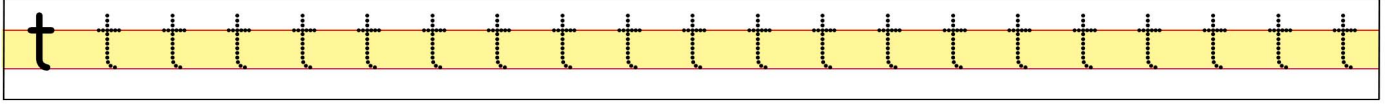
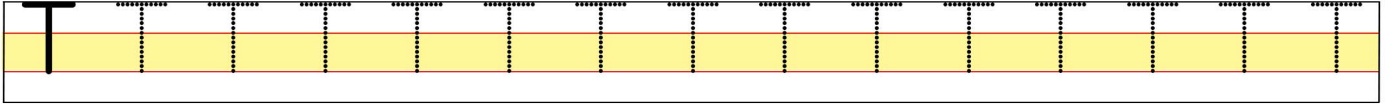
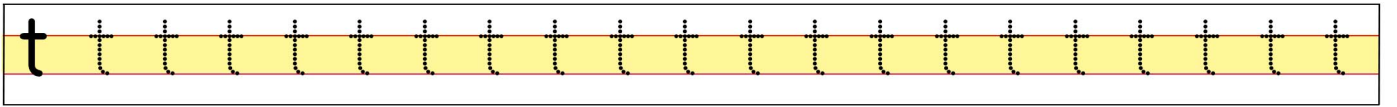
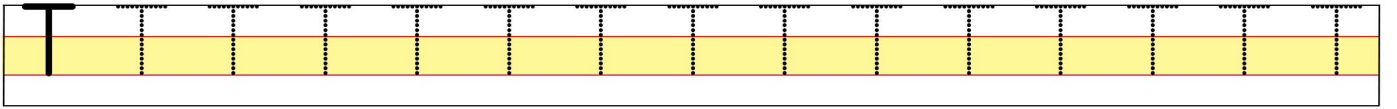
T HARFİNİ OKUMA YAZMA



Alttaki harfi okuyun. Parmaklarınızla önce üzerlerinden gidin, sonra havada ve sıranızın üzerinde yazın.



Alttaki satırlarda noktaları birleştirerek "T t" harflerini yazın.

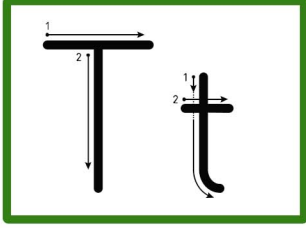










T HARFİNİ OKUMA YAZMA



Altta satırlarda noktaları birleştirerek "T t" harflerini yazın, eksik satırları tamamlayın.



t tabak

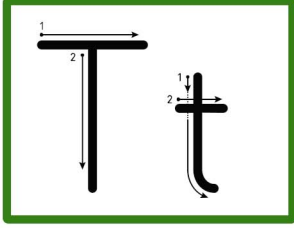




T HARFİNİ OKUMA YAZMA



Altındaki satırlarda noktaları birleştirerek "T t" harflerini yazın, eksik satırları tamamlayın.



tavuk



T



t



T



t



T



t



T



t