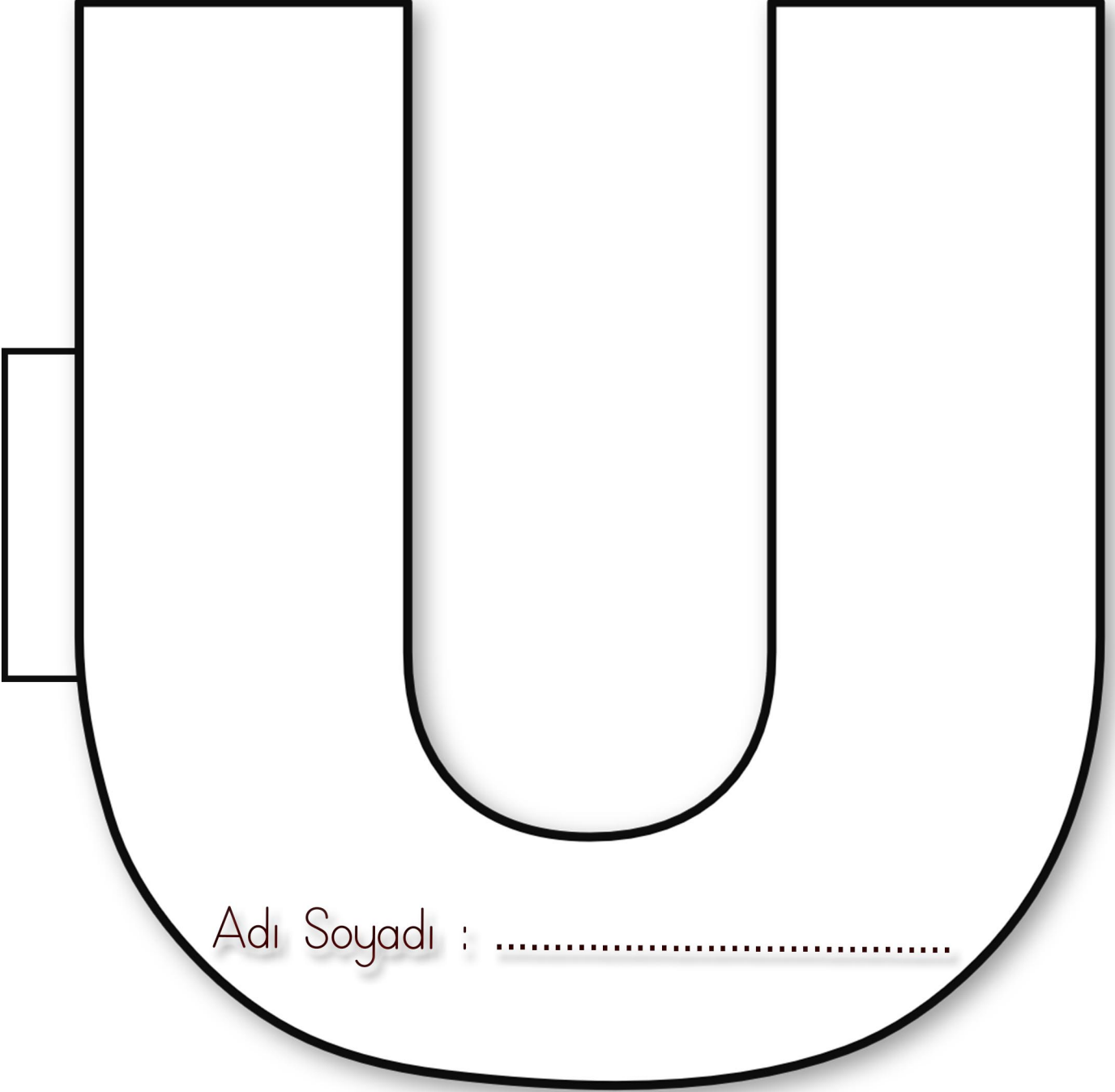



İnteraktif Sesler - U



Adı Soyadı :


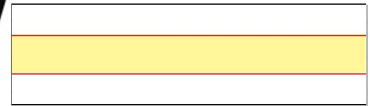



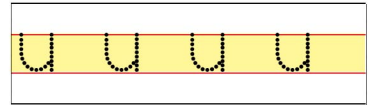

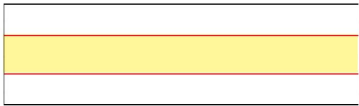



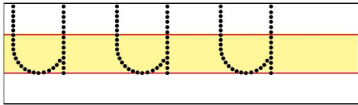

İnteraktif Sesler - U



İnteraktif Sesler - U

The image features a large uppercase letter 'U' and a smaller lowercase letter 'u' nested within its right side. Both letters are designed for handwriting practice. At the top of each letter, there is a diagram showing the correct stroke order: stroke 1 is a downward curve from top-left to bottom, and stroke 2 is a vertical line down from top-right to bottom. Below these diagrams are several horizontal writing lines. Each line is divided into three horizontal bands: a top white band, a middle yellow band, and a bottom white band. The uppercase 'U' has four such lines on its left side and two on its right side. The lowercase 'u' has four such lines on its left side and two on its right side. The first line in each set contains dotted letters for tracing. The remaining lines are blank for independent practice. A small rectangular box is attached to the left side of the uppercase 'U'.

İnteraktif Sesler - U



İnteraktif Sesler - U

A large uppercase letter 'U' is the central focus. At the top left of the 'U', there is a diagram showing the stroke order for writing the letter. Stroke 1 is a vertical line down on the left side, and stroke 2 is a vertical line down on the right side, with a curved arrow at the bottom connecting the two. A similar diagram is located at the top right of the 'U' for the lowercase letter 'u'. Below these diagrams are several horizontal writing practice lines. On the left side, there are five lines, each with a yellow highlighted middle section. On the right side, there are five lines, each with a yellow highlighted middle section. At the bottom of the 'U', there are two long horizontal lines, one with a yellow highlighted middle section and one without. A small rectangular box is attached to the left side of the 'U'.

İnteraktif Sesler - U

