





I HARFİNİ OKUMA YAZMA



Alttaki harfi okuyun. Parmaklarınızla önce üzerlerinden gidin, sonra havada ve sıranızın üzerinde yazın.



Alttaki satırlarda noktaları birleştirerek "I ı" harflerini yazın.



Handwriting practice line with a yellow background and red dashed lines. The first column contains a solid black letter 'I' followed by a series of vertical dashed lines for tracing.



Handwriting practice line with a yellow background and red dashed lines. The first column contains a solid black letter 'I' followed by a series of vertical dashed lines for tracing.



Handwriting practice line with a yellow background and red dashed lines. The first column contains a solid black letter 'I' followed by a series of vertical dashed lines for tracing.



Handwriting practice line with a yellow background and red dashed lines. The first column contains a solid black letter 'I' followed by a series of vertical dashed lines for tracing.



Handwriting practice line with a yellow background and red dashed lines. The first column contains a solid black letter 'I' followed by a series of vertical dashed lines for tracing.



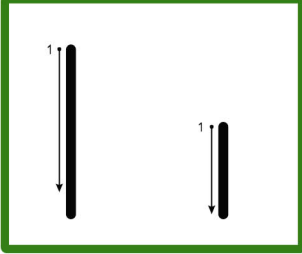
Handwriting practice line with a yellow background and red dashed lines. The first column contains a solid black letter 'I' followed by a series of vertical dashed lines for tracing.



I HARFİNİ OKUMA YAZMA



Altta satırlarda noktaları birleştirerek "I i" harflerini yazın, eksik satırları tamamlayın.



İspanak



Handwriting practice line with a yellow background and red and blue borders. It contains a solid 'I' followed by several dotted 'I's for tracing, and a blank space for independent writing.



Handwriting practice line with a yellow background and red and blue borders. It contains a solid 'I' followed by several dotted 'I's for tracing, and a blank space for independent writing.



Handwriting practice line with a yellow background and red and blue borders. It contains a solid 'I' followed by several dotted 'I's for tracing, and a blank space for independent writing.



Handwriting practice line with a yellow background and red and blue borders. It contains a solid 'I' followed by several dotted 'I's for tracing, and a blank space for independent writing.



Handwriting practice line with a yellow background and red and blue borders. It contains a solid 'I' followed by several dotted 'I's for tracing, and a blank space for independent writing.



Handwriting practice line with a yellow background and red and blue borders. It contains a solid 'I' followed by several dotted 'I's for tracing, and a blank space for independent writing.



Handwriting practice line with a yellow background and red and blue borders. It contains a solid 'I' followed by several dotted 'I's for tracing, and a blank space for independent writing.



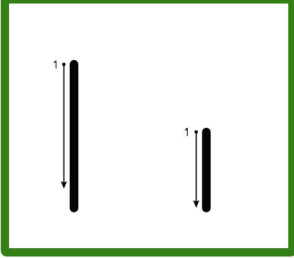
Handwriting practice line with a yellow background and red and blue borders. It contains a solid 'I' followed by several dotted 'I's for tracing, and a blank space for independent writing.



I HARFİNİ OKUMA YAZMA



Altta satırlarda noktaları birleřtirerek "I" harflerini yazın, eksik satırları tamamlayın.



ıhlamur



Handwriting practice line with a yellow background and red borders, starting with a vertical line and a dot for the letter 'I'.



Handwriting practice line with a yellow background and red borders, starting with a vertical line and a dot for the letter 'I'.



Handwriting practice line with a yellow background and red borders, starting with a vertical line and a dot for the letter 'I'.



Handwriting practice line with a yellow background and red borders, starting with a vertical line and a dot for the letter 'I'.



Handwriting practice line with a yellow background and red borders, starting with a vertical line and a dot for the letter 'I'.



Handwriting practice line with a yellow background and red borders, starting with a vertical line and a dot for the letter 'I'.



Handwriting practice line with a yellow background and red borders, starting with a vertical line and a dot for the letter 'I'.



Handwriting practice line with a yellow background and red borders, starting with a vertical line and a dot for the letter 'I'.