





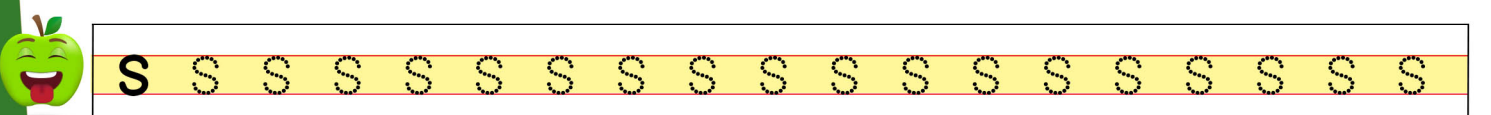
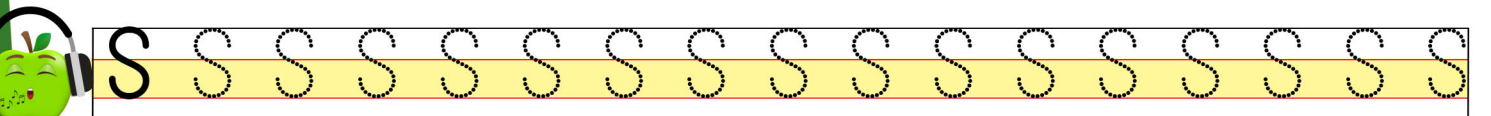
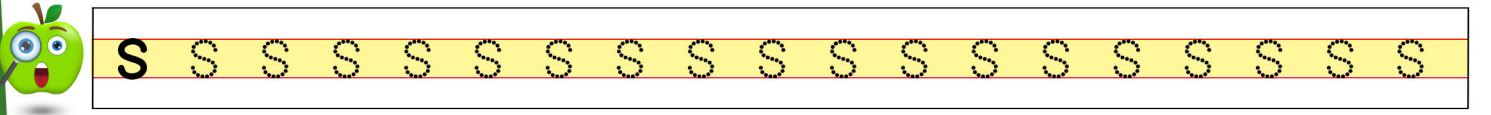
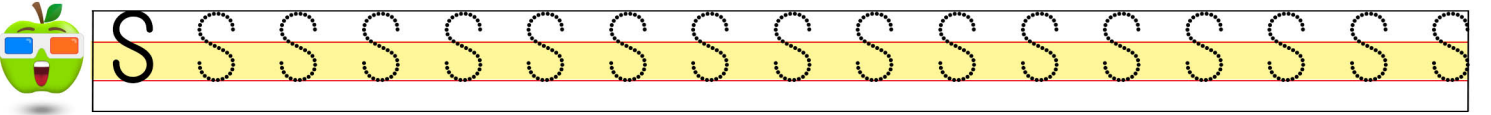
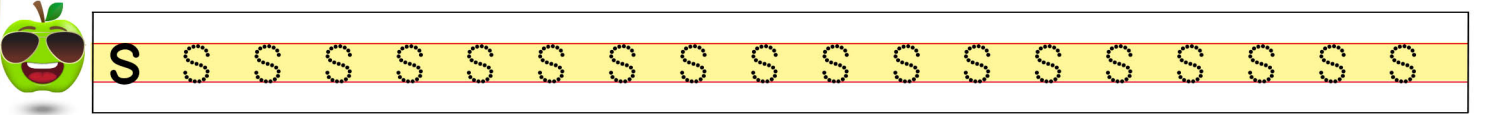
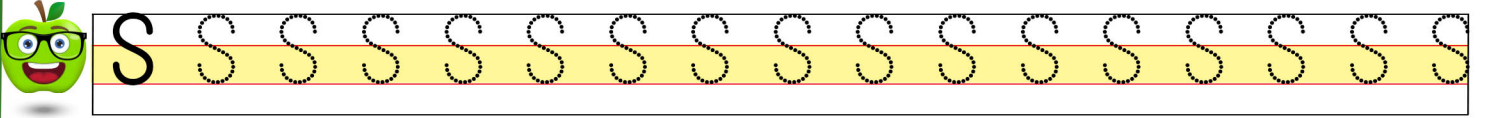
S HARFİNİ OKUMA YAZMA



Alttaki harfi okuyun. Parmaklarınızla önce üzerlerinden gidin, sonra havada ve sıranızın üzerinde yazın.



Alttaki satırlarda noktaları birleştirerek "S s" harflerini yazın.














S HARFİNİ OKUMA YAZMA



Altındaki satırlarda noktaları birleştirerek "S s" harflerini yazın, eksik satırları tamamlayın.

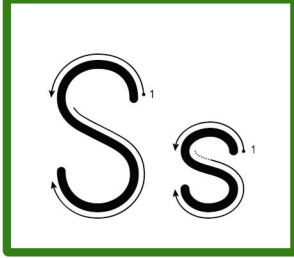




S HARFİNİ OKUMA YAZMA



Alttağı satırlarda noktaları birleřtirerek "S s" harflerini yazın, eksik satırları tamamlayın.



soba

S

s

S

s



S

s

S

s